

In-depth Interactive Learning Tools
— Because You Want Results



Book Punch

Essay Writing Topics Step by Step

Teacher Orientation to Book Punch Structure or "Anatomy of the Program"

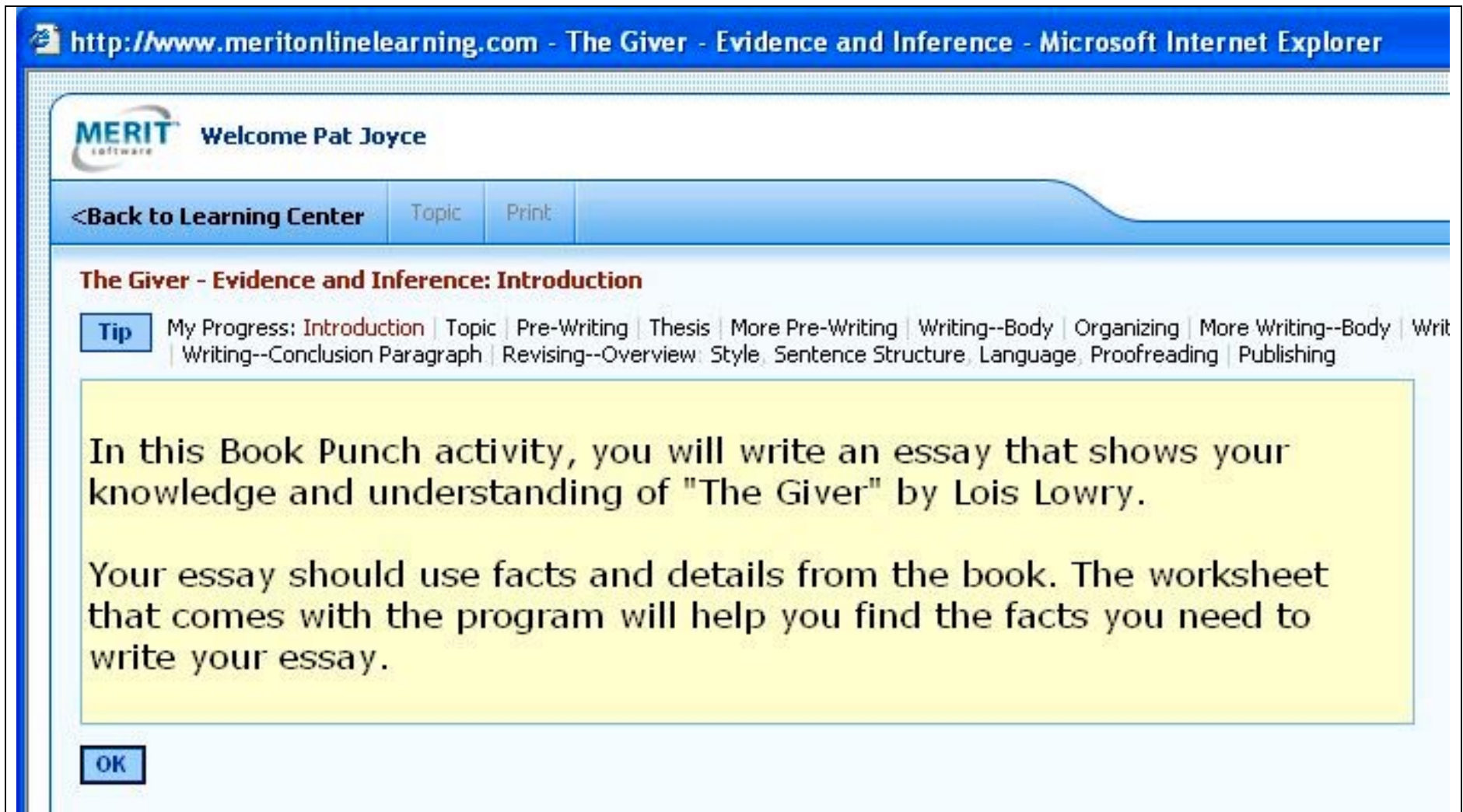
The following pages show the steps students work through to write their essays.

The screenshot shows a web browser window with the address bar displaying "http://www.meritonlinelearning.com - The Giver - Evidence and Inference - Microsoft Internet Explorer". The page header includes the MERIT logo and "Welcome Pat Joyce". A navigation bar contains buttons for "<Back to Learning Center", "Topic", and "Print". Below this, the page title is "The Giver - Evidence and Inference Topic". A "My Progress" navigation bar is highlighted with a red circle and contains the following items: "My Progress: Introduction", "Topic", "Pre-Writing", "Thesis", "More Pre-Writing", "Writing--Body", "Organizing", "More Writing--Body", "Writing--Introduction Paragraph", "Writing--Conclusion Paragraph", "Revising--Overview", "Style", "Sentence Structure", "Language", "Proofreading", and "Publishing". A red arrow points from a text box to the "Topic" button in the navigation bar. The text box contains the text: "The section on which the student is working is shown following the book title and unit as well as in 'My Progress.'" Below the navigation bar, a yellow box contains the text: "Here are the topics. Choose the one you would like to write about." Underneath, there are two tabs: "Topic 1" and "Topic 2". The "Topic 1" tab is active and shows the following text: "The Giver" describes a community that many people would consider to be a utopia, or perfect place. Some readers would agree that "The Giver" does indeed represent utopia. Others would argue that it is both imperfect and frightening. Write a multi-paragraph essay to persuade the reader that the community in "The Giver" is IMPERFECT and FRIGHTENING. You must write a thesis statement that expresses this opinion, a body of two or three paragraphs to support your statement, and a conclusion paragraph that sums up this point of view. At the bottom of the page, there are two buttons: "Select" and "Tip on Topic".

"My Progress" across the top of the screen indicates the section on which the student is working.

INTRODUCTION

Introduces the book on which the writing prompts are based.



The screenshot shows a Microsoft Internet Explorer browser window with the address bar displaying <http://www.meritonlinelearning.com>. The page title is "The Giver - Evidence and Inference - Microsoft Internet Explorer". The page content includes the Merit software logo and a welcome message for "Pat Joyce". A navigation bar contains a "Back to Learning Center" button and "Topic" and "Print" links. The main heading is "The Giver - Evidence and Inference: Introduction". Below this is a "Tip" box with a progress bar and a list of writing stages: Introduction, Topic, Pre-Writing, Thesis, More Pre-Writing, Writing--Body, Organizing, More Writing--Body, Writing--Conclusion Paragraph, Revising--Overview, Style, Sentence Structure, Language, Proofreading, and Publishing. The main text area contains two paragraphs: "In this Book Punch activity, you will write an essay that shows your knowledge and understanding of 'The Giver' by Lois Lowry." and "Your essay should use facts and details from the book. The worksheet that comes with the program will help you find the facts you need to write your essay." An "OK" button is located at the bottom left of the page.

First students will see a series of introductory screens. Teachers may print out the Evidence and Inference Worksheet from the program information page when they log on to the system.

TOPIC

Students are given several writing prompts and are asked to choose one as the focus of their essays.

[<Back to Learning Center](#) [Topic](#) [Print](#)

The Giver - Evidence and Inference: Topic

Tip My Progress: [Introduction](#) | [Topic](#) | [Pre-Writing](#) | [Thesis](#) | [More Pre-Writing](#) | [Writing--Body](#) | [Organizing](#) | [More Writing--Body](#) | [Writing--Conclusion Paragraph](#) | [Revising--Overview: Style, Sentence Structure, Language, Proofreading](#) | [Publishing](#)

Here are the topics. Choose the one you would like to write about.

[Topic 1](#) [Topic 2](#)

"The Giver" describes a community that many people would consider to be a utopia, or perfect place. Some readers would agree that "The Giver" does indeed represent utopia. Others would argue that it is both imperfect and frightening.

Write a multi-paragraph essay to persuade the reader that the community in "The Giver" is IMPERFECT and FRIGHTENING. You must write a thesis statement that expresses this opinion, a body of two or three paragraphs to support your statement, and a conclusion paragraph that sums up this point of view.

[Select](#) [Tip on Topic](#)

PRE-WRITING

A series of questions encourage students to brainstorm about the topic they have chosen to write about.

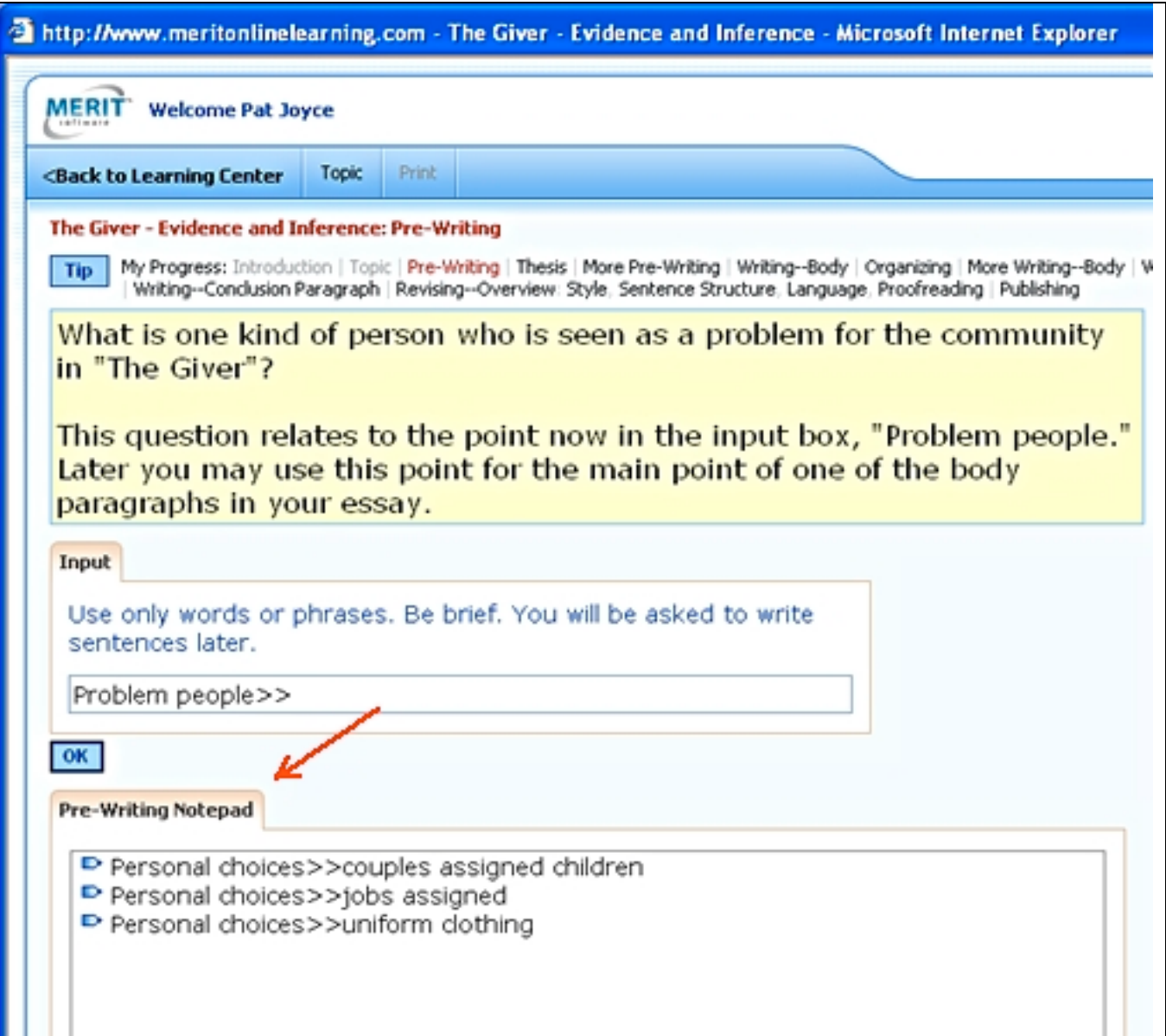
To encourage the student to brainstorm about the topic the student has chosen, the program provides a series of questions related to each of three different points which appear in the input box one at a time.

The student can click the Tip button for help to answer a question.

The screenshot shows a web browser window with the URL <http://www.meritonlinelearning.com>. The page title is "The Giver - Evidence and Inference - Microsoft Internet Explorer". The Merit logo and "Welcome Pat Joyce" are visible. A navigation bar includes "<Back to Learning Center", "Topic", and "Print". The main heading is "The Giver - Evidence and Inference: Pre-Writing". A "Tip" button is present, followed by a breadcrumb trail: "My Progress: Introduction | Topic | Pre-Writing | Thesis | More Pre-Writing | Writing--Body | Organizing | More Writing--Body | Writing--Conclusion Paragraph | Revising--Overview: Style, Sentence Structure, Language, Proofreading | Publishing". A yellow highlighted box contains the text: "To get you thinking about the topic the program will ask a series of questions related to the point in the input box. Later you may use it for the main point of one of the body paragraphs in your essay." Below this, a question is posed: "Think about how 'personal choices' are made in 'The Giver.' What is an example of a 'personal choice' related to family life? How is it handled in the story?" Another yellow highlighted box states: "This question relates to the point in the input box, 'Personal choices.'" An "Input" box contains the instruction: "Use only words or phrases. Be brief. You will be asked to write sentences later." Below the instruction is a text input field containing "Personal choices>>". An "OK" button is located at the bottom of the input area.

PRE-WRITING

The program places students' answers in the Pre-Writing Notepad.



The screenshot shows a web browser window with the URL <http://www.meritonlinelearning.com>. The page title is "The Giver - Evidence and Inference - Microsoft Internet Explorer". The user is logged in as "Pat Joyce". The page content includes a navigation menu with "Back to Learning Center", "Topic", and "Print". The main heading is "The Giver - Evidence and Inference: Pre-Writing". A "Tip" box contains a progress indicator and a list of topics: "My Progress: Introduction | Topic | Pre-Writing | Thesis | More Pre-Writing | Writing--Body | Organizing | More Writing--Body | Writing--Conclusion Paragraph | Revising--Overview: Style, Sentence Structure, Language, Proofreading | Publishing". A yellow highlighted box contains the question: "What is one kind of person who is seen as a problem for the community in 'The Giver'?" and a tip: "This question relates to the point now in the input box, 'Problem people.' Later you may use this point for the main point of one of the body paragraphs in your essay." Below this is an "Input" section with instructions: "Use only words or phrases. Be brief. You will be asked to write sentences later." and a text box containing "Problem people>>". An "OK" button is located below the input box, with a red arrow pointing to it. At the bottom is a "Pre-Writing Notepad" section containing a list of student answers: "Personal choices>>couples assigned children", "Personal choices>>jobs assigned", and "Personal choices>>uniform clothing".

The program places students' answers in the Pre-Writing Notepad.

PRE-WRITING

Students are encouraged to think about the topic and list all of their ideas.

After students have answered the pre-writing questions they are asked if they have more ideas to add.

The program engages advanced students by encouraging them to add more ideas on the topic.

The screenshot shows a web browser window with the URL <http://www.meritonlinelearning.com>. The page title is "The Giver - Evidence and Inference - Microsoft Internet Explorer". The Merit logo and "Welcome Pat Joyce" are visible. Navigation buttons include "<Back to Learning Center", "Topic", and "Print".

The main content area is titled "The Giver - Evidence and Inference: Pre-Writing". A "Tip" box contains the following text:

The program provided questions related to three points to start you thinking about the topic.

Do you have other ideas about the topic that can be grouped together with another point?

If so, enter a point followed by a word or phrase, then click OK. When you are ready to go on, click Move on.

Below the tip is an "Input" section with a text box and a "Use only words or phrases. Be brief. You will be asked to write sentences later." instruction. At the bottom of the input section are "OK" and "Move on" buttons.

At the bottom of the page is a "Pre-Writing Notepad" section containing a list of ideas:

- ▶ Personal choices>>couples assigned children
- ▶ Personal choices>>jobs assigned
- ▶ Personal choices>>uniform clothing
- ▶ Problem people>>old people

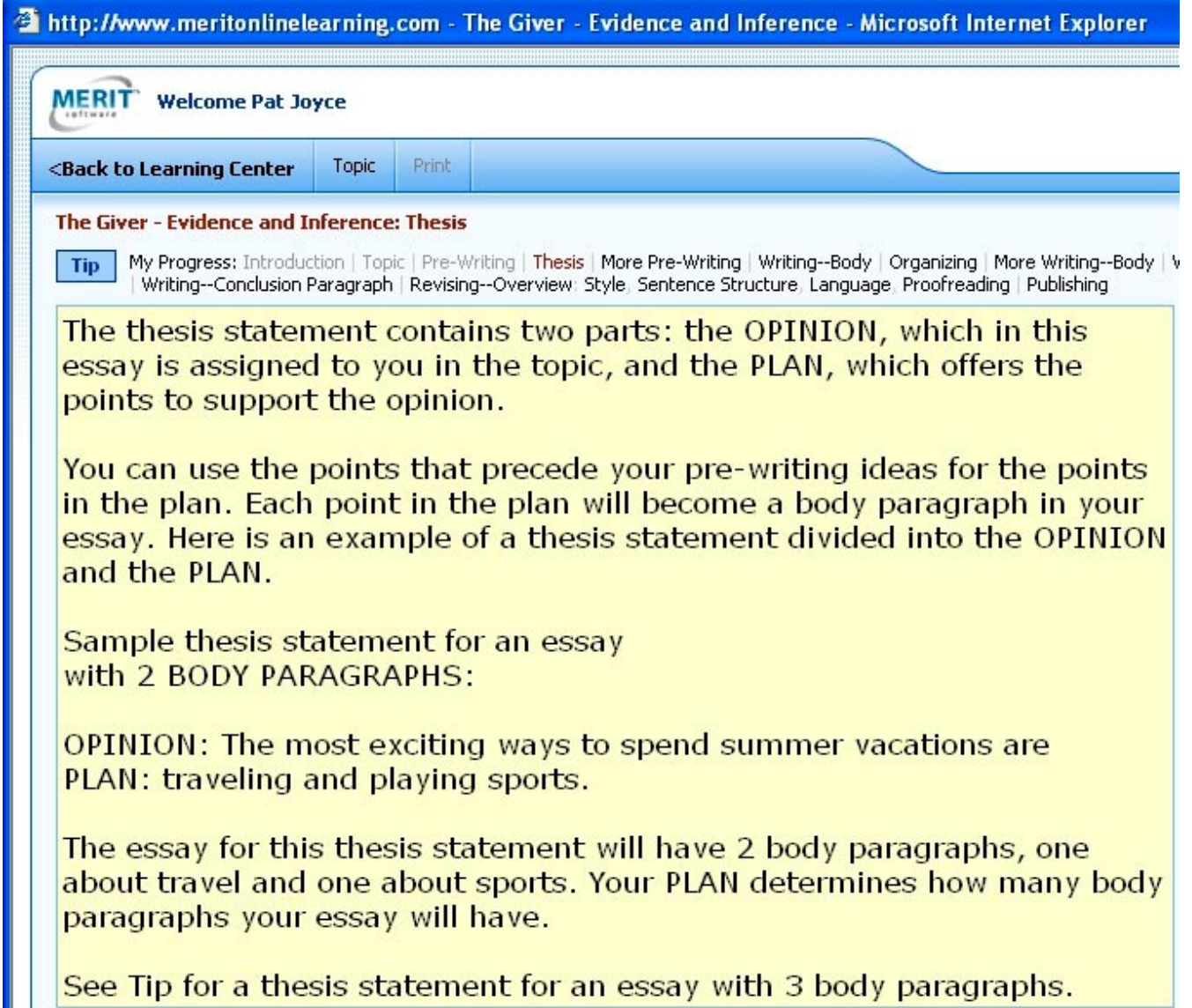
THESIS

The program guides students to formulate a thesis statement.

The program guides the student to formulate a thesis statement comprised of an OPINION, presented to the student in the Topic and a PLAN, the points that support this opinion.

The Thesis Statement Worksheet, which can be found at the end of the Lesson Plan Aid, will help students understand the structure of a thesis.

The Evidence and Inference Worksheet pages will help students plan their essays and understand the relationship between the thesis statement, body paragraphs and supporting points.



http://www.meritonlinelearning.com - The Giver - Evidence and Inference - Microsoft Internet Explorer

MERIT software Welcome Pat Joyce

<Back to Learning Center Topic Print

The Giver - Evidence and Inference: Thesis

Tip My Progress: Introduction | Topic | Pre-Writing | **Thesis** | More Pre-Writing | Writing--Body | Organizing | More Writing--Body | Writing--Conclusion Paragraph | Revising--Overview | Style | Sentence Structure | Language | Proofreading | Publishing

The thesis statement contains two parts: the **OPINION**, which in this essay is assigned to you in the topic, and the **PLAN**, which offers the points to support the opinion.

You can use the points that precede your pre-writing ideas for the points in the plan. Each point in the plan will become a body paragraph in your essay. Here is an example of a thesis statement divided into the **OPINION** and the **PLAN**.

Sample thesis statement for an essay with 2 BODY PARAGRAPHS:

OPINION: The most exciting ways to spend summer vacations are
PLAN: traveling and playing sports.

The essay for this thesis statement will have 2 body paragraphs, one about travel and one about sports. Your **PLAN** determines how many body paragraphs your essay will have.

See Tip for a thesis statement for an essay with 3 body paragraphs.

THESIS

The program provides sample thesis statements.

The screenshot shows a software interface with a navigation bar at the top containing the following items: My Progress, Introduction, Topic, Pre-Writing, Thesis, More Pre-Writing, Writing--Body, Organizing, More Writing--Body, Writing--Conclusion Paragraph, Revising--Overview, Style, Sentence Structure, Language, Proofreading, and Publishing. The 'Thesis' item is highlighted in red. Below the navigation bar is a yellow instructional box with the following text: 'On the next screen you will write...', 'The OPINION is presented in the...', 'Click Topic in the blue bar to rere...', 'The PLAN should state the points...', 'Look at the Pre-Writing Notepad. ideas can help you write your PL...', 'Click Topic in the blue bar to rere...', and 'Click Tip to see a sample thesis s...'. An 'OK' button is located below the yellow box. A 'Pre-Writing Notepad' window is partially visible at the bottom left, showing a list of topics: 'Personal choices>>couples assigned' and 'Personal choices>>fish assigned'. A 'Tip' dialog box is overlaid on the right side of the screen. The dialog box has an orange header with the word 'Tip' in red. The main content of the dialog box is light blue and contains the following text: 'Sample thesis statement:', '"The Giver" community is not a utopia because people may not make important personal choices, problem people are killed when they do not meet community standards, and the community is missing many things we enjoy.', 'Opinion:', '"The Giver" community is not a utopia', 'Plan:', 'because people may not make important personal choices, problem people are killed when they do not meet community standards, and the community is missing many things we enjoy.', and a 'Close' button at the bottom right.

The program provides example thesis statements as well as a sample thesis statement based on the topic the student has chosen to write about.

THESIS

Students then write a thesis statement of their own.

Students write a thesis statement of their own. Students will be able to make changes to their thesis statement later.

Students may click Tip to see the sample thesis statement again.

The screenshot shows a web browser window with the address bar displaying "http://www.meritonlinelearning.com - The Giver - Evidence and Inference - Microsoft Internet Explorer". The page header includes the Merit logo and "Welcome Pat Joyce". A navigation bar contains links for "<Back to Learning Center", "Topic", and "Print". The main content area is titled "The Giver - Evidence and Inference: Thesis" and features a "Tip" button. A yellow highlighted box contains the following text: "Now state your thesis with confidence. Avoid personal phrases such as, 'In this essay I will prove,' 'I feel,' or 'I think.'" Below this, it says "Click Tip to see the sample thesis statement again." and "Enter your thesis and click OK." A final line in the box states "You will be able to make changes to your thesis statement later." Underneath is an "Input" section with a text area containing the sample thesis: "The Giver" community is not a utopia because people may. Below the input area is an "OK" button. At the bottom, there is a "Pre-Writing Notepad" section with a text area containing "Personal choices>>couples assigned children".

MORE PRE-WRITING

Students review their pre-writing list and their plan to insure that they match.

The screenshot shows a web browser window with the address bar displaying <http://www.meritonlinelearning.com> - The Giver - Evidence and Inference - Microsoft Internet Explorer. The page header includes the MERIT software logo and a welcome message: "Welcome Pat Joyce". Below the header is a navigation bar with a "<Back to Learning Center" button and "Topic" and "Print" links. The main content area is titled "The Giver - Evidence and Inference: More Pre-Writing". A "Tip" box contains the following text:

Now is a good time to review what you will include in your essay. Look at the Pre-Writing Notepad. The thesis statement you just wrote is followed by your pre-writing list.

Notice the points that precede your pre-writing ideas. Which points did you use in the PLAN part of your thesis?

On the next screen you can remove extra points and pre-writing ideas.

You can also make other changes to your plan and pre-writing list to organize what you will include in your essay.

At the bottom left of the tip box is an "OK" button. Above the tip box is a navigation menu with the following items: My Progress: Introduction | Topic | Pre-Writing | Thesis | **More Pre-Writing** | Writing--Body | Organizing | More Writing--Body | Writing--Conclusion Paragraph | Revising--Overview: Style, Sentence Structure, Language, Proofreading | Publishing.

MORE PRE-WRITING

Students may delete pre-writing ideas that are not part of their plan.

Students may also rearrange their pre-writing list and/or make edits to their plan.

Tip

My Progress: Introduction | Topic | Pre-Writing | Thesis | **More Pre-Writing** | Writing--Body | Organizing | More Writing--Body | Writing--Conclusion Paragraph | Revising--Overview: Style, Sentence Structure, Language, Proofreading | Publishing

On this screen you can modify your pre-writing list to match your PLAN. You must click OK to save your changes.

Use Remove to take out extra points.

Use Move to change the order of your ideas.

Use Change text to change an idea or your thesis.

Use Add to put in another idea.

To add, first select where you want to insert your idea. Then click Add to bring up an input box. Your new idea will be inserted above the idea you selected.

Write only words or phrases now. You will be asked to write sentences later.

Pre-Writing Notepad

Add | Change text | Remove | Up move | Down move | **How**

▶ "The Giver" community is not a utopia because people may not make important personal choices, problem people are killed when they do not meet community standards, and the community is missing many things we enjoy.

WRITING--BODY

Students write sentences for the body of the essay.

The Pre-Writing Notepad reappears with the Writing Notepad next to it. The student's thesis appears in the Writing Notepad.

Students choose at least two ideas that support each point in their plan to expand into complete sentences for the body of the essay. Students must choose at least four ideas.

http://www.meritonlinelearning.com - The Giver - Evidence and Inference - Microsoft Internet Explorer

MERIT software Welcome Pat Joyce

<Back to Learning Center Topic Print

The Giver - Evidence and Inference: Writing--Body

Tip My Progress: Introduction | Topic | Pre-Writing | Thesis | More Pre-Writing | Writing--Body | Organizing | More Writing--Body | Writing--Conclusion Paragraph | Revising--Overview: Style Sentence Structure Language Proofreading | Publishing

Look at the Notepads. Your thesis has been placed in the Writing Notepad. Look at the points in your PLAN.

Choose at least two ideas to support each point in your PLAN. You must select at least four ideas from your list before you can go on.

Check a box to select an idea to write about.

Select	Pre-Writing Notepad	Writing Notepad
		"The Giver" community is not a utopia because people may not make important personal choices, problem people are killed when they do not meet community standards, and the community is missing many things we enjoy.
<input type="checkbox"/>	Personal choices>>couples assigned children	
<input type="checkbox"/>	Personal choices>>jobs assigned	
<input type="checkbox"/>	Personal choices>>uniform clothing	
<input type="checkbox"/>	Problem people>>old people	

WRITING--BODY

Students write sentences for the body of the essay.

Students select one idea at a time from their pre-writing list to expand into a complete sentence for the body of their essay. The sentences are saved in the Writing Notepad.

The screenshot shows a web browser window with the URL <http://www.meritonlinelearning.com>. The page title is "The Giver - Evidence and Inference - Microsoft Internet Explorer". The Merit Software logo and "Welcome Pat Joyce" are visible. Navigation links include "<Back to Learning Center", "Topic", and "Print".

The main heading is "The Giver - Evidence and Inference: Writing--Body". A "Tip" box contains the following text:

Look at the Notepads. Your thesis has been placed in the Writing Notepad. Look at the points in your PLAN.

Choose at least two ideas to support each point in your PLAN. You must select at least four ideas from your list before you can go on.

Check a box to select an idea to write about.

Select	Pre-Writing Notepad	Writing Notepad
<input type="checkbox"/>		"The Giver" community is not a utopia because people may not make important personal choices, problem people are killed when they do not meet community standards, and the community is missing many things we enjoy.
<input checked="" type="checkbox"/>	Personal choices>>couples assigned children	In a complete sentence name an important "personal choice" and tell how it is made in "The Giver." Sentence Tip The elders assign two children to every couple. Save Sentence Cancel

WRITING--BODY

Students write sentences for the body of the essay.

Check a box to select an idea to write about.

Select	Pre-Writing Notepad	Writing Notepad
		"The Giver" community is not a utopia because people may not make important personal choices, problem people are killed when they do not meet community standards, and the com
<input checked="" type="checkbox"/>	Personal choices>>couples assigned children	The
<input checked="" type="checkbox"/>	Personal choices>>jobs assigned	Adl
<input checked="" type="checkbox"/>	Personal choices>>uniform clothing	Peo the
<input type="checkbox"/>	Problem people>>old people	
<input type="checkbox"/>	Problem people>>a twin	
<input type="checkbox"/>	Problem people>>people who make mistakes	
<input type="checkbox"/>	Missing from Jonas's community>>music	
<input checked="" type="checkbox"/>	Missing from Jonas's community>>color	In a complete sentence tell what the community in the book lacks that we enjoy.

Tip

Try to write about events and characters in books in the present tense. Writing about a book in the present tense makes events in the book seem more immediate.

For example:
Sam writes to Pat.

Not:
Sam wrote to Pat.

Close

Sentence Tip

Students continue to choose items and write sentences for the body of the essay.

Writing style tips are available if the student wants help.

ORGANIZING

Students decide which sentences to use and in which order.

In the first step of the Organizing section, students review their body sentences to ensure that they have written sentences to support each point in their plan.

Students may add or edit sentences or change the order of their sentences.

http://www.meritonlinelearning.com - The Giver - Evidence and Inference - Microsoft Internet Explorer

MERIT software Welcome Pat Joyce

<Back to Learning Center Topic Print

The Giver - Evidence and Inference: Organizing

Tip My Progress: Introduction | Topic | Pre-Writing | Thesis | More Pre-Writing | Writing--Body | **Organizing** | More Writing--Body | Writing--Conclusion Paragraph | Revising--Overview | Style | Sentence Structure | Language | Proofreading | Publishing

This is a good time to review your body sentences and your thesis. Have you written at least two sentences to support each point in your plan? Do your sentences match your PLAN?

Use Move to change the order of your sentences.
 Use Add to put in another sentence.
 Use Change text to change a sentence or your PLAN.
 Use Remove to take out a sentence.

To add, first select where you want to insert your sentence. Then click Add to bring up an input box. Your new sentence will be inserted above the sentence you selected.

Essay Notepad Add | Change text | Remove | Up move | Down move | **How**

- ▶ "The Giver" community is not a utopia because people may not make important personal choices, problem people are killed when they do not meet community standards, and the community is missing many things we enjoy.
- ↑
- ▶ The elders assign two children to every couple.
- ▶ Adults cannot choose their own jobs.
- ▶ People wear uniform clothing and do not have the freedom to wear clothes of their own choice.
- ▶ Old people are no longer productive so they go to the House of the Old until they are "released" or killed.

ORGANIZING

Students group related sentences into paragraphs.

In the second step of the Organizing section, students group related sentences into paragraphs.

The screenshot shows a web browser window with the URL <http://www.meritonlinelearning.com>. The page title is "The Giver - Evidence and Inference - Microsoft Internet Explorer". The Merit Online Learning logo is visible, along with a welcome message for "Pat Joyce". Navigation links include "<Back to Learning Center", "Topic", and "Print". The main heading is "The Giver - Evidence and Inference: Organizing". A "Tip" box contains the following text:

Now is a good time to group related sentences into paragraphs.
Group related sentences by separating them with a ¶ marker.
First select a sentence. Then click the ¶ marker tool. The ¶ marker will be inserted above the sentence you selected.

Below the tip is an "Essay Notepad" section with a toolbar containing "Add", "Change text", "Remove", "¶", "Up move", "Down move", and "How". The notepad contains a list of sentences from "The Giver" with ¶ markers inserted above the first and fourth sentences:

- ▶ "The Giver" community is not a utopia because people may not make important personal choices, problem people are killed when they do not meet community standards, and the community is missing many things we enjoy. ¶
- ▶ The elders assign two children to every couple.
- ▶ Adults cannot choose their own jobs.
- ▶ People wear uniform clothing and do not have the freedom to wear clothes of their own choice. ¶
- ▶ People who make mistakes or threaten the stability of the community are considered problem people.
- ▶ Twins stand out as different from everyone else so one twin is always "released."
- ▶ Old people are no longer productive so they go to the House of the Old until they are "released" or killed.
- ▶ There is no music in Jonas's community.
- ▶ The people in Jonas's community lack the ability to see color.
- ▶ Adults must take a pill everyday, which suppresses passionate feelings.

MORE WRITING--BODY

In this section students add sentences to their body paragraphs. To each body paragraph, students are asked to add a topic sentence and a concluding sentence.

The screenshot shows a web browser window with the address bar displaying <http://www.meritonlinelearning.com> - The Giver - Evidence and Inference - Microsoft Internet Explorer. The page header includes the Merit software logo and a welcome message: "Welcome Pat Joyce". Below the header is a navigation bar with buttons for "<Back to Learning Center", "Topic", and "Print". The main content area is titled "The Giver - Evidence and Inference: More Writing--Body". A "Tip" box contains the following text: "Look at your body paragraphs. To each body paragraph add a topic sentence and a concluding sentence. The topic sentence introduces the main idea of the paragraph. The concluding sentence sums up the main idea. Remember each point in your plan is the main idea of a body paragraph. To put in another sentence, first select a sentence or a ¶ marker in your Essay Notepad. Then use Add. Your new sentence will be inserted above the selected sentence or ¶ marker." Below the tip box is an "Essay Notepad" section with a toolbar containing buttons for "Add", "Change text", "Remove", "¶", "Up move", "Down move", and "How".

<http://www.meritonlinelearning.com> - The Giver - Evidence and Inference - Microsoft Internet Explorer

MERIT software Welcome Pat Joyce

<Back to Learning Center Topic Print

The Giver - Evidence and Inference: More Writing--Body

Tip My Progress: Introduction | Topic | Pre-Writing | Thesis | More Pre-Writing | Writing--Body | Organizing | **More Writing--Body** | Writing--Conclusion Paragraph | Revising--Overview: Style, Sentence Structure, Language, Proofreading | Publishing

Look at your body paragraphs. To each body paragraph add a topic sentence and a concluding sentence.

The topic sentence introduces the main idea of the paragraph. The concluding sentence sums up the main idea. Remember each point in your plan is the main idea of a body paragraph.

To put in another sentence, first select a sentence or a ¶ marker in your Essay Notepad. Then use Add. Your new sentence will be inserted above the selected sentence or ¶ marker.

Essay Notepad Add | Change text | Remove | ¶ | Up move | Down move | **How**

MORE WRITING--BODY

Students add a topic sentence and a concluding sentence to each body paragraph.

Tell your students to spend as much time as they need on this screen to expand their body paragraphs.

Students use Add to put a topic sentence and a concluding sentence into each of their body paragraphs.

The screenshot shows a web browser window with the address bar displaying <http://www.meritononlinelearning.com>. The page title is "The Giver - Evidence and Inference - More Writing--Body". A navigation menu includes links for "My Progress: Introduction | Topic | Pre-Writing | Thesis | More Pre-Writing | Writing--Body | Organizing | More Writing--Body | Writing--Intro | Writing--Conclusion Paragraph | Revising--Overview | Style, Sentence Structure, Language, Proofreading | Publishing".

A yellow highlighted box contains the following text:

Look at your body paragraphs. To each body paragraph add a topic sentence and a concluding sentence.

The topic sentence introduces the main idea of the paragraph. The concluding sentence sums up the main idea. Remember each point in your plan is the main idea of a body paragraph.

To put in another sentence, first select a sentence or a ¶ marker in your Essay Notepad. Then use Add. Your new sentence will be inserted above the selected sentence or ¶ marker.

The dialog box is titled "Add - Essay Notepad" and contains a text input field with the text: "In a utopia, people would make their own important personal choices." Below the text field are "OK" and "Cancel" buttons.

- Essay Notepad Add | Change text | Remove | ¶ | U
- ▶ "The Giver" community is not a utopia. People make their own personal choices, problem people are not allowed, and the community is not perfect.
 - ¶
 - ▶ "The Giver" community is not a utopia. The community determine how everyone live. No personal choices.
 - ▶ The elders assign two children to be released.
 - ▶ Adults cannot choose their own path.
 - ▶ People wear uniform clothing and have no personal choice.
 - ¶
 - ▶ People who make mistakes or threaten the stability of the community are considered problem people.
 - ▶ Twins stand out as different from everyone else so one twin is always "released."
 - ▶ Old people are no longer productive so they go to the House of the Old until they are "released" or killed.
 - ¶
 - ▶ There is no music in Jonas's community.
 - ▶ The people in Jonas's community lack the ability to see color.

MORE WRITING--BODY

Students add quotations to their body paragraphs.

Students are encouraged to add quotations to their body paragraphs.

The screenshot shows a web browser window with the address bar displaying <http://www.meritonlinelearning.com>. The page title is "The Giver - Evidence and Inference - Microsoft Internet Explorer". The Merit Online Learning logo is visible, along with a "Welcome Pat Joyce" message. A navigation bar contains links for "<Back to Learning Center", "Topic", and "Print". The main content area is titled "The Giver - Evidence and Inference: More Writing--Body". A "Tip" box with a yellow background contains the following text:

Can you add evidence such as a phrase or line quoted from the book to support the main idea of a paragraph?

For example, if you were writing about "Green Eggs and Ham" by Dr. Seuss you might quote dialogue:

In the book, Sam asks, "Do you like green eggs and ham?"

Or you might put phrases or lines into a sentence:

Sam wants to know more, "here or there?" "in a house?" or "with a mouse?"

Use Change text or Add to put in quotations from the book.

Below the tip box is an "Essay Notepad" section with a toolbar containing "Add", "Change text", "Remove", "Up move", "Down move", and "How". The notepad contains a list of text items:

- "The Giver" community is not a utopia because people may not make important personal choices, problem people are killed when they do not meet community standards, and the community is missing many things we enjoy.
- "The Giver" community is not a utopia because the town elders and the rules of the community determine how everyone lives which deprives people of making personal choices.

MORE WRITING--BODY

Students add transitional words to their body paragraphs.

In the last More Writing--Body screen, students are encouraged to add transitional words to their body paragraphs.

In the following two sections of the program, students write the introduction paragraph and the conclusion paragraph of their essays.

Students will be able to revisit their body paragraphs and revise all of their work starting in the Revising--Overview section.

http://www.meritonlinelearning.com - The Giver - Evidence and Inference - Microsoft Internet Explorer

MERIT software Welcome Pat Joyce

<Back to Learning Center Topic Print

The Giver - Evidence and Inference: More Writing--Body

Tip My Progress: Introduction | Topic | Pre-Writing | Thesis | More Pre-Writing | Writing--Body | Organizing | **More Writing--Body** | Writing--Conclusion Paragraph | Revising--Overview: Style | Sentence Structure | Language | Proofreading | Publishing

Transitional words can help your paragraphs flow from one to the next. Transitional words can help connect ideas in different ways. Here are some examples:

CONTINUE AN IDEA:
again, along, also, another, as well as, in addition.

SHOW TIME:
about, before, later, next, soon, until, when.

SHOW CAUSE OR EFFECT:
as a result, because, since, so, therefore.

SHOW CONTRAST:
although, but, even though, however, still, yet.

To see transitional words in sentences, click Tip.
To insert transitional words choose a sentence, then click Change text.

Essay Notepad Add | Change text | Remove | ¶ | Up move | Down move | **How**

▶ "The Giver" community is not a utopia because people may not make important personal choices, problem people are killed when they do not meet community

WRITING--INTRODUCTION PARAGRAPH

Students are given the format for the introduction paragraph of an essay. Students click Tip to view a sample three-sentence introduction paragraph based on the topic the student has chosen to write about.

The screenshot shows a web browser window with the address bar displaying <http://www.meritonlinelearning.com> - The Giver - Evidence and Inference - Microsoft Internet Explorer. The page header includes the MERIT software logo and a personalized greeting: "Welcome Pat Joyce". Below the header is a navigation bar with buttons for "<Back to Learning Center", "Topic", and "Print". The main content area is titled "The Giver - Evidence and Inference: Writing--Introduction Paragraph". A "Tip" box contains a progress menu: "My Progress: Introduction | Topic | Pre-Writing | Thesis | More Pre-Writing | Writing--Body | Organizing | More Writing--Body | Writing--Conclusion Paragraph | Revising--Overview: Style, Sentence Structure, Language, Proofreading | Publishing". The central text, highlighted in yellow, states: "Your introduction paragraph will follow this format: OPENING TRANSITION THESIS STATEMENT". Below this, it explains: "On the next two screens the computer will help you write an opening sentence and a transition sentence. Your thesis statement in the Essay Notepad will be the last sentence in the introduction paragraph." and "Click Tip to see the three parts of a sample introduction paragraph." At the bottom left, there is a tab labeled "Essay Notepad".

WRITING--INTRODUCTION PARAGRAPH

Students write the opening sentence of their introduction paragraph.

The student's thesis statement appears in the Essay Notepad in red.

Students write their own opening sentence, which the program inserts above the thesis statement they wrote earlier.

http://www.meritonlinelearning.com - The Giver - Evidence and Inference - Microsoft Internet Explorer

MERIT software Welcome Pat Joyce

<Back to Learning Center Topic Print

The Giver - Evidence and Inference: Writing--Introduction Paragraph

Tip My Progress: Introduction | Topic | Pre-Writing | Thesis | More Pre-Writing | Writing--Body | Organizing | More Writing--Body | Writing--Conclusion Paragraph | Revising--Overview: Style, Sentence Structure, Language, Proofreading | Publishing

The opening sentence of an essay often includes the title, author, and genre of the book.
 It is often called the TAG sentence:
 T (title), A (author), G (genre)

Now write the opening sentence of your introduction paragraph.

Click Tip to see the sample introduction paragraph again.

Input

Write your opening or TAG sentence. For this program, use quotation marks rather than italics or underlining for a title.

"The Giver," a fantasy novel by Lois Lowry, portrays a community with no pain, war, fear or hatred.

OK

Essay Notepad

"The Giver" community is not a utopia because people may not make important personal choices, problem people are killed when they do not meet community standards, and the community is missing many things we enjoy.

WRITING--INTRODUCTION PARAGRAPH

Students write the transition sentence of their introduction paragraph.

The student's opening sentence and thesis statement appear in the Essay Notepad in red.

Students write their own transition sentence, which the program inserts between the opening sentence and thesis statement.

The screenshot shows a web browser window with the URL <http://www.meritonlinelearning.com>. The page title is "The Giver - Evidence and Inference - Microsoft Internet Explorer". The Merit logo and "Welcome Pat Joyce" are visible. Navigation links include "<Back to Learning Center", "Topic", and "Print".

The main heading is "The Giver - Evidence and Inference: Writing--Introduction Paragraph". A "Tip" box contains the following text:

Now write a transition sentence to create a bridge between your opening and your thesis statement.

You will be able to add more sentences and revise your opening paragraph later.

Click Tip to see the sample introduction paragraph again.

An "Input" box prompts the user: "Write your transition sentence. The computer will place it between your opening and thesis statement." Below this is a text input field containing the text: "However, this is not enough to make the community a utopia or perfect place." An "OK" button is located below the input field.

The "Essay Notepad" section shows two lines of text in red:

- "The Giver," a fantasy novel by Lois Lowry, portrays a community with no pain, war, fear or hatred.
- "The Giver" community is not a utopia because people may not make important personal choices, problem people are killed when they do not meet community standards, and the community is missing many things we enjoy.

WRITING--CONCLUSION PARAGRAPH

Students are given the format for the conclusion paragraph of an essay.

The screenshot shows a web browser window with the address bar displaying <http://www.meritonlinelearning.com> - The Giver - Evidence and Inference - Microsoft Internet Explorer. The page header includes the Merit logo and the text "Welcome Pat Joyce". Below the header is a navigation bar with buttons for "<Back to Learning Center", "Topic", and "Print". The main content area is titled "The Giver - Evidence and Inference: Writing--Conclusion Paragraph". A "Tip" box contains the text: "You are ready to close your essay with a three-sentence conclusion paragraph. Later, you may add sentences." Below this, a list of links for "My Progress" includes: Introduction | Topic | Pre-Writing | Thesis | More Pre-Writing | Writing--Body | Organizing | More Writing--Body | Writing--Conclusion Paragraph | Revising--Overview: Style, Sentence Structure, Language, Proofreading | Publishing. A yellow highlighted box contains the text: "The conclusion paragraph should: Restate your thesis. Summarize the main points from the body of your essay. Leave the reader with something to think about." Below this is an "Essay Notepad" section with two bullet points: "▶ 'The Giver,' a fantasy novel by Lois Lowry, portrays a community with no pain, war, fear or hatred." and "▶ However, this is not enough to make the community a utopia or perfect place."

<http://www.meritonlinelearning.com> - The Giver - Evidence and Inference - Microsoft Internet Explorer

MERIT software Welcome Pat Joyce

<Back to Learning Center Topic Print

The Giver - Evidence and Inference: Writing--Conclusion Paragraph

Tip My Progress: Introduction | Topic | Pre-Writing | Thesis | More Pre-Writing | Writing--Body | Organizing | More Writing--Body | Writing--Conclusion Paragraph | Revising--Overview: Style, Sentence Structure, Language, Proofreading | Publishing

You are ready to close your essay with a three-sentence conclusion paragraph. Later, you may add sentences.

The conclusion paragraph should:

- Restate your thesis.
- Summarize the main points from the body of your essay.
- Leave the reader with something to think about.

Essay Notepad

- ▶ "The Giver," a fantasy novel by Lois Lowry, portrays a community with no pain, war, fear or hatred.
- ▶ However, this is not enough to make the community a utopia or perfect place.

WRITING--CONCLUSION PARAGRAPH

Students view a sample three-sentence conclusion paragraph based on the topic the student has chosen to write about.

The screenshot shows a web browser window with the address bar displaying <http://www.meritonlinelearning.com> - The Giver - Evidence and Inference - Microsoft Internet Explorer. The page header includes the MERIT software logo and a welcome message: "Welcome Pat Joyce". Below the header is a navigation bar with buttons for "<Back to Learning Center", "Topic", and "Print". The main content area is titled "The Giver - Evidence and Inference: Writing--Conclusion Paragraph". A "Tip" box contains a progress indicator: "My Progress: Introduction | Topic | Pre-Writing | Thesis | More Pre-Writing | Writing--Body | Organizing | More Writing--Body | Writing--Conclusion Paragraph | Revising--Overview: Style, Sentence Structure, Language, Proofreading | Publishing". The main text area, highlighted in yellow, contains the following text: "Here is a conclusion paragraph that could sum up your essay: Even though citizens are spared pain and fear in 'The Giver,' the community is far from a utopia. People are not allowed to make individual choices, they are in danger of being 'released,' or killed, when they fail to meet community standards, and the community lacks many things we enjoy. The characters might think their world is ideal, but it is actually very flawed. On the next screens you will write your own closing sentences." At the bottom left, there is a tab labeled "Essay Notepad" above a text input area.

http://www.meritonlinelearning.com - The Giver - Evidence and Inference - Microsoft Internet Explorer

MERIT software Welcome Pat Joyce

<Back to Learning Center Topic Print

The Giver - Evidence and Inference: Writing--Conclusion Paragraph

Tip My Progress: Introduction | Topic | Pre-Writing | Thesis | More Pre-Writing | Writing--Body | Organizing | More Writing--Body | Writing--Conclusion Paragraph | Revising--Overview: Style, Sentence Structure, Language, Proofreading | Publishing

Here is a conclusion paragraph that could sum up your essay:

Even though citizens are spared pain and fear in "The Giver," the community is far from a utopia. People are not allowed to make individual choices, they are in danger of being "released," or killed, when they fail to meet community standards, and the community lacks many things we enjoy. The characters might think their world is ideal, but it is actually very flawed.

On the next screens you will write your own closing sentences.

Essay Notepad

WRITING--CONCLUSION PARAGRAPH

Students write the first sentence of their conclusion paragraph.

The screenshot shows a web browser window with the address bar displaying "http://www.meritonlinelearning.com - The Giver - Evidence and Inference - Microsoft Internet Explorer". The page header includes the Merit logo and the text "Welcome Pat Joyce". A navigation bar contains buttons for "<Back to Learning Center", "Topic", and "Print". The main content area is titled "The Giver - Evidence and Inference: Writing--Conclusion Paragraph". A "Tip" box contains the following text: "Now write the first sentence of your conclusion paragraph. The first sentence should remind the reader of the thesis statement in your introduction paragraph. Click Tip to see the sample conclusion paragraph." Below the tip is an "Input" section with a text area containing the prompt "Write the first sentence of your conclusion paragraph." and a sample response: "Even though citizens are spared pain and fear in 'The Giver,' the community is far from a utopia."

http://www.meritonlinelearning.com - The Giver - Evidence and Inference - Microsoft Internet Explorer

MERIT software Welcome Pat Joyce

<Back to Learning Center Topic Print

The Giver - Evidence and Inference: Writing--Conclusion Paragraph

Tip My Progress: Introduction | Topic | Pre-Writing | Thesis | More Pre-Writing | Writing--Body | Organizing | More Writing--Body | Writing--Conclusion Paragraph | Revising--Overview: Style, Sentence Structure, Language, Proofreading | Publishing

Now write the first sentence of your conclusion paragraph.

The first sentence should remind the reader of the thesis statement in your introduction paragraph.

Click Tip to see the sample conclusion paragraph.

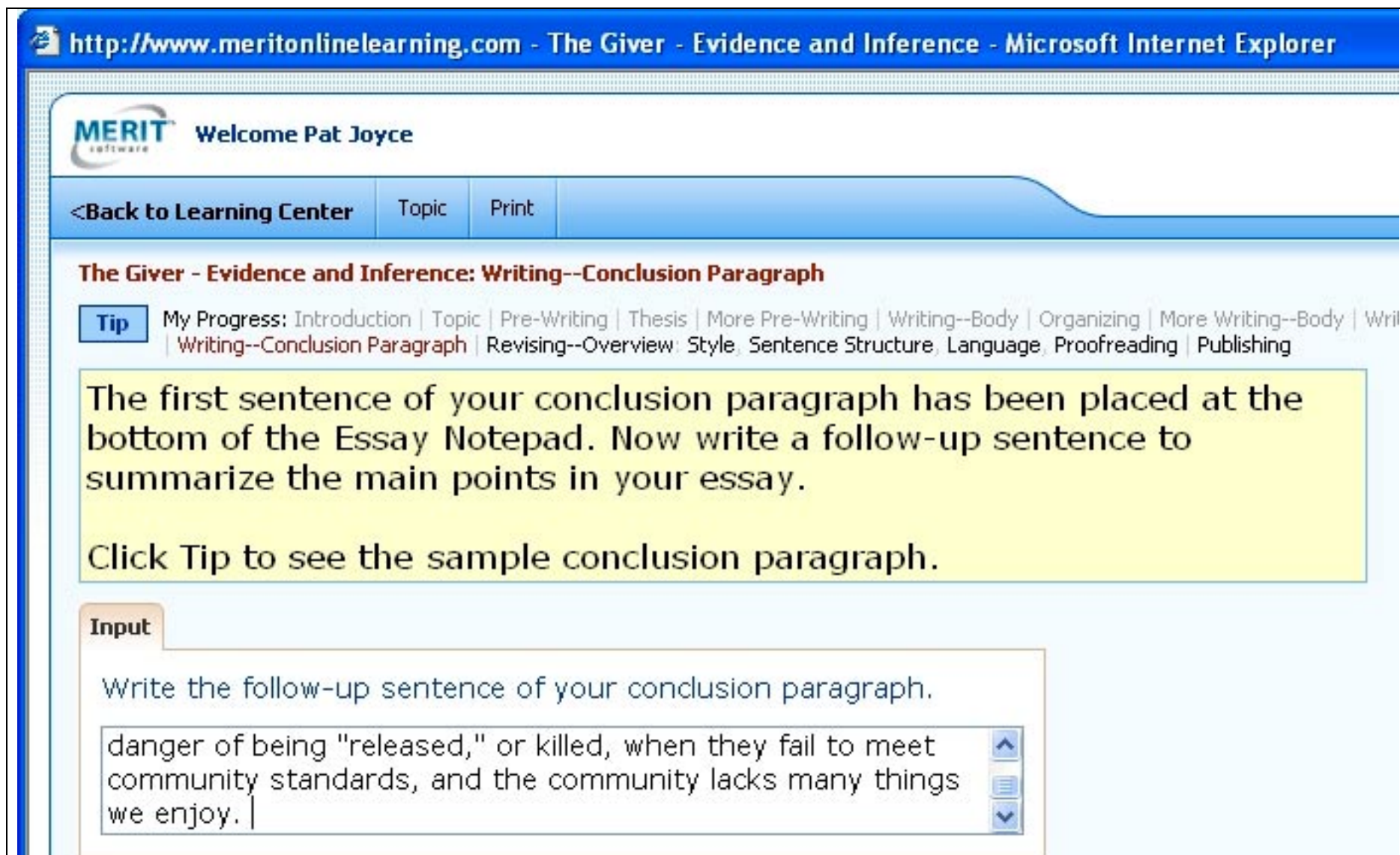
Input

Write the first sentence of your conclusion paragraph.

Even though citizens are spared pain and fear in "The Giver," the community is far from a utopia.

WRITING--CONCLUSION PARAGRAPH

Students write the follow-up sentence of their conclusion paragraph.



http://www.meritonlinelearning.com - The Giver - Evidence and Inference - Microsoft Internet Explorer

MERIT software Welcome Pat Joyce

<Back to Learning Center Topic Print

The Giver - Evidence and Inference: Writing--Conclusion Paragraph

Tip My Progress: Introduction | Topic | Pre-Writing | Thesis | More Pre-Writing | Writing--Body | Organizing | More Writing--Body | Writing--Conclusion Paragraph | Revising--Overview: Style, Sentence Structure, Language, Proofreading | Publishing

The first sentence of your conclusion paragraph has been placed at the bottom of the Essay Notepad. Now write a follow-up sentence to summarize the main points in your essay.

Click Tip to see the sample conclusion paragraph.

Input

Write the follow-up sentence of your conclusion paragraph.

danger of being "released," or killed, when they fail to meet community standards, and the community lacks many things we enjoy.

WRITING--CONCLUSION PARAGRAPH

Students write the final sentence of their conclusion paragraph.

The screenshot shows a web browser window with the address bar displaying "http://www.meritonlinelearning.com - The Giver - Evidence and Inference - Microsoft Internet Explorer". The page header includes the MERIT software logo and a welcome message for "Pat Joyce". A navigation bar contains links for "<Back to Learning Center", "Topic", and "Print". The main content area is titled "The Giver - Evidence and Inference: Writing--Conclusion Paragraph" and features a "Tip" box with a yellow background. The tip text reads: "Now add the final sentence to your conclusion paragraph of your essay. Try to leave the reader with something to think about. Click Tip to see the sample conclusion paragraph. Enter your sentence and click OK." Below the tip is an "Input" section with a text area containing the sample sentence: "The characters might think their world is ideal, but it is actually very flawed." The text area has a vertical scrollbar on the right side.

http://www.meritonlinelearning.com - The Giver - Evidence and Inference - Microsoft Internet Explorer

MERIT software Welcome Pat Joyce

<Back to Learning Center Topic Print

The Giver - Evidence and Inference: Writing--Conclusion Paragraph

Tip My Progress: Introduction | Topic | Pre-Writing | Thesis | More Pre-Writing | Writing--Body | Organizing | More Writing--Body | Writing--Conclusion Paragraph | Revising--Overview: Style, Sentence Structure, Language, Proofreading | Publishing

Now add the final sentence to your conclusion paragraph of your essay.

Try to leave the reader with something to think about.

Click Tip to see the sample conclusion paragraph.

Enter your sentence and click OK.

Input

Write the final sentence of your conclusion paragraph.

The characters might think their world is ideal, but it is actually very flawed.

REVISING--OVERVIEW

Students review their whole essay in the Essay Draft.

The screenshot shows a web browser window with the address bar displaying <http://www.meritonlinelearning.com> - The Giver - Evidence and Inference - Microsoft Internet Explorer. The page header includes the Merit logo and the text "Welcome Pat Joyce". Below the header is a navigation bar with buttons for "<Back to Learning Center", "Topic", and "Print". The main content area is titled "The Giver - Evidence and Inference: Revising--Overview". A "Tip" box contains a progress indicator: "My Progress: Introduction | Topic | Pre-Writing | Thesis | More Pre-Writing | Writing--Body | Organizing | More Writing--Body | Writing--Conclusion Paragraph | Revising--Overview: Style, Sentence Structure, Language, Proofreading | Publishing". A yellow callout box states: "Good work! Here is a draft of your whole essay. This is a good time to read what you have written." Below this is an "OK" button. The "Essay Draft" section contains the following text: "The Giver," a fantasy novel by Lois Lowry, portrays a community with no pain, war, fear or hatred. However, this is not enough to make the community a utopia or perfect place. "The Giver" community is not a utopia because people may not make important personal choices, problem people are killed when they do not meet community standards, and the community is

REVISING--OVERVIEW

A series of screens asks students to check their work and suggests places to use the editing tools to make changes.

The screenshot shows a web browser window with the address bar displaying <http://www.meritonlinelearning.com> - The Giver - Evidence and Inference - Microsoft Internet Explorer. The page header includes the MERIT logo and the text "Welcome Pat Joyce". Below the header is a navigation bar with buttons for "<Back to Learning Center", "Topic", and "Print". The main content area is titled "The Giver - Evidence and Inference: Revising--Overview". A "Tip" box contains the following text: "Ask yourself if your introduction paragraph really tells what your essay is about. If it doesn't, use Tip to look at the sample opening. Then use Change text to rewrite the opening." Below the tip box is an "Essay Notepad" section with a toolbar containing buttons for "Add", "Change text", "Remove", "f", "Up move", "Down move", and "How". The notepad contains a list of three bullet points: "The Giver," a fantasy novel by Lois Lowry, portrays a community with no pain, war, fear or hatred. However, this is not enough to make the community a utopia or perfect place. "The Giver" community is not a utopia because people may not make important personal choices, problem people are killed when they do not meet community standards, and the community is missing many things we enjoy.

<http://www.meritonlinelearning.com> - The Giver - Evidence and Inference - Microsoft Internet Explorer

MERIT software Welcome Pat Joyce

<Back to Learning Center Topic Print

The Giver - Evidence and Inference: Revising--Overview

Tip My Progress: Introduction | Topic | Pre-Writing | Thesis | More Pre-Writing | Writing--Body | Organizing | More Writing--Body | Writing--Conclusion Paragraph | **Revising--Overview**: Style, Sentence Structure, Language, Proofreading | Publishing

Ask yourself if your introduction paragraph really tells what your essay is about.

If it doesn't, use Tip to look at the sample opening.

Then use Change text to rewrite the opening.

Essay Notepad Add | Change text | Remove | f | Up move | Down move | **How**

- ▶ "The Giver," a fantasy novel by Lois Lowry, portrays a community with no pain, war, fear or hatred.
- ▶ However, this is not enough to make the community a utopia or perfect place.
- ▶ "The Giver" community is not a utopia because people may not make important personal choices, problem people are killed when they do not meet community standards, and the community is missing many things we enjoy.

REVISING--OVERVIEW

Example of a screen asking students to check their work and suggesting places to use an editing tool to make changes.

The screenshot shows a web browser window with the address bar displaying <http://www.meritonlinelearning.com> - The Giver - Evidence and Inference - Microsoft Internet Explorer. The page header includes the Merit software logo and a welcome message: "Welcome Pat Joyce". Below the header is a navigation bar with buttons for "<Back to Learning Center", "Topic", and "Print". The main content area is titled "The Giver - Evidence and Inference: Revising--Overview". A "Tip" box contains the text: "Look at the body of your essay. Does what you have written in the body tell enough? Here is another chance to add evidence from the book. To put in another sentence, first select a sentence or a ¶ marker in your Essay Notepad. Then use Add. Your new sentence will be inserted above the selected sentence or ¶ marker." Below the tip box is the "Essay Notepad" interface, which includes a toolbar with buttons for "Add", "Change text", "Remove", "¶", "Up move", "Down move", and "How". The notepad area contains a single line of text: "▶ 'The Giver,' a fantasy novel by Lois Lowry, portrays a community with no pain, war, fear or hatred."

http://www.meritonlinelearning.com - The Giver - Evidence and Inference - Microsoft Internet Explorer

MERIT software Welcome Pat Joyce

<Back to Learning Center Topic Print

The Giver - Evidence and Inference: Revising--Overview

Tip My Progress: Introduction | Topic | Pre-Writing | Thesis | More Pre-Writing | Writing--Body | Organizing | More Writing--Body | Writing--Conclusion Paragraph | Revising--Overview: Style, Sentence Structure, Language, Proofreading | Publishing

Look at the body of your essay. Does what you have written in the body tell enough?

Here is another chance to add evidence from the book.

To put in another sentence, first select a sentence or a ¶ marker in your Essay Notepad. Then use Add. Your new sentence will be inserted above the selected sentence or ¶ marker.

Essay Notepad Add | Change text | Remove | ¶ | Up move | Down move | **How**

▶ "The Giver," a fantasy novel by Lois Lowry, portrays a community with no pain, war, fear or hatred.

REVISING--OVERVIEW

At the end of this section students write a title for their essay.

http://www.meritonlinelearning.com - The Giver - Evidence and Inference - Microsoft Internet Explorer

MERIT software Welcome Pat Joyce

<Back to Learning Center Topic Print

The Giver - Evidence and Inference: Revising--Overview

Tip My Progress: Introduction | Topic | Pre-Writing | Thesis | More Pre-Writing | Writing--Body | Organizing | More Writing--Body | Writing--Conclusion Paragraph | Revising--Overview: Style, Sentence Structure, Language, Proofreading | Publishing

Now is a good time to give your essay a title. Your title should include the name of the book and the topic of your essay.

Click OK when you are satisfied with your title.

Input

Write a title for your essay.

"The Giver" Community is Not a Utopia

OK

Essay Notepad

OPTIONS MENU

Students are presented with optional lessons to help them improve their writing.

The Options Menu contains four subsections: STYLE, SENTENCE STRUCTURE, LANGUAGE AND PROOFREADING.

Each subsection contains lessons designed to help students improve their writing.

The record-keeping program lets the teacher know which subsections the students have completed.

The screenshot shows a web browser window with the URL <http://www.meritonlinelearning.com>. The page title is "The Giver - Evidence and Inference - Microsoft Internet Explorer". The Merit logo and "Welcome Pat Joyce" are visible. A navigation bar includes "<Back to Learning Center", "Topic", and "Print". The main content area is titled "The Giver - Evidence and Inference: Revising--Overview". A "Tip" box contains a progress menu: "My Progress: Introduction | Topic | Pre-Writing | Thesis | More Pre-Writing | Writing--Body | Organizing | More Writing--Body | Writing--Conclusion Paragraph | Revising--Overview: Style, Sentence Structure, Language, Proofreading | Publishing". Below this is the "OPTIONS MENU - These lessons can help you improve your writing." section, which includes buttons for "Style", "Sentence Structure", "Language", "Proofreading", and "Leave Options Menu". A yellow highlighted box contains the text: "Challenge yourself to make your writing better and more interesting by doing the lessons on the OPTIONS MENU, above. You may play through the lessons as many times as you want. When you are ready to publish, click Leave Options Menu." Below this is an "Essay Draft" section with the title "The Giver" Community is Not a Utopia and the text: "The Giver," a fantasy novel by Lois Lowry, portrays a community with no pain, war, fear or hatred. However, this is not enough to make the community a utopia or perfect place. "The Giver" community is not a utopia because people may not make important personal choices, problem people are killed when they do not meet community standards, and the community is missing many things we enjoy.

STYLE

Students are encouraged to use the present tense, the active voice, and a variety of sentence beginnings. Examples show how changes can make writing more immediate, powerful, and interesting to read.

The screenshot shows a Microsoft Internet Explorer browser window with the address bar displaying <http://www.meritonlinelearning.com>. The page title is "The Giver - Evidence and Inference - Microsoft Internet Explorer". The page content includes a "MERIT software" logo and a "Welcome Pat Joyce" message. A navigation bar contains buttons for "<Back to Learning Center", "Topic", and "Print". The main heading is "The Giver - Evidence and Inference: Style". A "Tip" box contains a breadcrumb trail: "My Progress: Introduction | Topic | Pre-Writing | Thesis | More Pre-Writing | Writing--Body | Organizing | More Writing--Body | Writing--Conclusion Paragraph | Revising--Overview: Style, Sentence Structure, Language, Proofreading | Publishing". Below this is an "OPTIONS MENU - These lessons can help you improve your writing." section with buttons for "Style", "Sentence Structure", "Language", "Proofreading", and "Leave Options Menu". The main content area, highlighted in yellow, contains the text: "Style Review (1 of 4)", "When writing about a book, try to write as if the action were occurring right now.", "This is called the present tense.", and "You will have a chance to change the tense of your sentences on the next screen." An "OK" button is located at the bottom left of the page.

http://www.meritonlinelearning.com - The Giver - Evidence and Inference - Microsoft Internet Explorer

MERIT software Welcome Pat Joyce

<Back to Learning Center Topic Print

The Giver - Evidence and Inference: Style

Tip My Progress: Introduction | Topic | Pre-Writing | Thesis | More Pre-Writing | Writing--Body | Organizing | More Writing--Body | Writing--Conclusion Paragraph | Revising--Overview: **Style**, Sentence Structure, Language, Proofreading | Publishing

OPTIONS MENU - These lessons can help you improve your writing.

Style Sentence Structure Language Proofreading Leave Options Menu

Style Review (1 of 4)
When writing about a book, try to write as if the action were occurring right now.

This is called the present tense.

You will have a chance to change the tense of your sentences on the next screen.

OK

SENTENCE STRUCTURE

The program reminds students about common sentence structure problems such as incomplete sentences and parallel structure errors. Examples show how to correct them.

The screenshot shows a Microsoft Internet Explorer browser window with the address bar displaying <http://www.meritonlinelearning.com> - The Giver - Evidence and Inference - Microsoft Internet Explorer. The page header includes the MERIT software logo and a welcome message: "Welcome Pat Joyce". Below the header is a navigation bar with buttons for "<Back to Learning Center", "Topic", and "Print". The main content area is titled "The Giver - Evidence and Inference: Sentence Structure". A "Tip" box contains a progress menu: "My Progress: Introduction | Topic | Pre-Writing | Thesis | More Pre-Writing | Writing--Body | Organizing | More Writing--Body | Writing--Conclusion Paragraph | Revising--Overview: Style, Sentence Structure, Language, Proofreading | Publishing". Below this is an "OPTIONS MENU - These lessons can help you improve your writing." with buttons for "Style", "Sentence Structure" (highlighted), "Language", "Proofreading", and "Leave Options Menu". A yellow highlighted box contains the text: "(2 of 3) Does each sentence have a subject and a verb? Does it express a complete thought? If a sentence is missing a subject or a verb or a complete thought, it is a sentence fragment. To see examples, use Tip. To make a change, use Change text." At the bottom, there is an "Essay Notepad" section with controls: "Add | Change text | Remove | ¶ | Up move | Down move | How".

LANGUAGE

The program asks students to improve their use of language. Students are encouraged to make sure their sentences are free from overused expressions and repetitions.

The screenshot shows a web browser window with the address bar displaying "http://www.meritonlinelearning.com - The Giver - Evidence and Inference - Microsoft Internet Explorer". The page header includes the Merit logo and the text "Welcome Pat Joyce". Below the header is a navigation bar with buttons for "<Back to Learning Center", "Topic", and "Print". The main content area is titled "The Giver - Evidence and Inference: Language". A "Tip" box contains a progress menu: "My Progress: Introduction | Topic | Pre-Writing | Thesis | More Pre-Writing | Writing--Body | Organizing | More Writing--Body | Writing--Conclusion Paragraph | Revising--Overview: Style, Sentence Structure, Language, Proofreading | Publishing". Below this is an "OPTIONS MENU - These lessons can help you improve your writing." section with five buttons: "Style", "Sentence Structure", "Language" (highlighted in blue), "Proofreading", and "Leave Options Menu". A yellow box contains the text: "Language Review (1 of 3)", "Do the words convey your meaning in a direct and effective way?", and "You will be able to make changes on the next screen.". At the bottom left, there is an "OK" button and an "Essay Draft" label.

PROOFREADING

The program asks students to review what they have written and correct errors.

In the first proofreading screen, students see their work in essay form in the Essay Draft Box.

After reading their essays students review their use of apostrophes, commas, and capital letters.

The screenshot shows a web browser window with the URL <http://www.meritonlinelearning.com>. The page title is "The Giver - Evidence and Inference - Microsoft Internet Explorer". The Merit logo and "Welcome Pat Joyce" are visible. A navigation bar includes "<Back to Learning Center", "Topic", and "Print". The main heading is "The Giver - Evidence and Inference: Proofreading". A "Tip" box contains a progress menu: "My Progress: Introduction | Topic | Pre-Writing | Thesis | More Pre-Writing | Writing--Body | Organizing | More Writing--Body | Writing--Conclusion Paragraph | Revising--Overview: Style, Sentence Structure, Language, Proofreading | Publishing". Below this is an "OPTIONS MENU - These lessons can help you improve your writing." with buttons for "Style", "Sentence Structure", "Language", "Proofreading" (highlighted), and "Leave Options Menu". A yellow box contains the text: "Proofreading (1 of 6) Before publishing your essay, always reread it to correct any style, sentence structure, or language errors. You will be able to make changes on the next screen." An "OK" button is below. The "Essay Draft" box contains the text: "The Giver" Community is Not a Utopia. "The Giver," a fantasy novel by Lois Lowry, portrays a community with no pain, war, fear or hatred. However, this is not enough to make the community a utopia or perfect place. "The Giver" community is not a utopia because people may not make important personal choices, problem people are killed when they do not meet

PROOFREADING

Students revisit their essay for spelling errors. Spell check is available here as a review tool.

http://www.meritonlinelearning.com - The Giver - Evidence and Inference - Microsoft Internet Explorer

MERIT software Welcome Pat Joyce

<Back to Learning Center Topic Print

The Giver - Evidence and Inference: Proofreading

Tip My Progress: Introduction | Topic | Pre-Writing | Thesis | More Pre-Writing | Writing--Body | Organizing | More Writing--Body | Writing--Conclusion Paragraph | Revising--Overview: Style, Sentence Structure, Language, **Proofreading** | Publishing

OPTIONS MENU - These lessons can help you improve your writing.

Style
 Sentence Structure
 Language
 Proofreading
 Leave Options Menu

(6 of 6)
 Click Spell check and the computer will help you to check your spelling.
 Next, revisit your essay to make sure it flows smoothly and makes sense.
 To make a change, use Change text. Click OK to move on.

Essay Notepad Add | Change text | Remove | ¶ | Up move | Down move | **Spell check** | How

PUBLISHING

Students are given the opportunity to continue revising their work before publishing.

The screenshot shows a web browser window with the address bar displaying "http://www.meritonlinelearning.com - The Giver - Evidence and Inference - Microsoft Internet Explorer". The page header includes the MERIT software logo and a welcome message for "Pat Joyce". A navigation bar contains a "<Back to Learning Center" button and a "Topic" dropdown menu. The main content area is titled "The Giver - Evidence and Inference: Publishing". A "Tip" box contains a progress indicator: "My Progress: Introduction | Topic | Pre-Writing | Thesis | More Pre-Writing | Writing--Body | Organizing | More Writing--Body | Writing--Conclusion Paragraph | Revising--Overview: Style, Sentence Structure, Language, Proofreading | Publishing". Below this, a yellow highlighted box contains the text: "Reread your essay. Do you want to continue revising or are you ready to publish? If you want to revise, click Review. The computer will then return to the Revising--Overview section. If you want to continue to the publishing options, click OK." At the bottom of this box are two buttons: "Review" and "OK". Below the yellow box is a section labeled "Essay Draft" with the text "The Giver" Community is Not a Utopia".

http://www.meritonlinelearning.com - The Giver - Evidence and Inference - Microsoft Internet Explorer

MERIT software Welcome Pat Joyce

<Back to Learning Center Topic

The Giver - Evidence and Inference: Publishing

Tip My Progress: Introduction | Topic | Pre-Writing | Thesis | More Pre-Writing | Writing--Body | Organizing | More Writing--Body | Writing--Conclusion Paragraph | Revising--Overview: Style, Sentence Structure, Language, Proofreading | Publishing

Reread your essay.

Do you want to continue revising or are you ready to publish? If you want to revise, click Review. The computer will then return to the Revising--Overview section.

If you want to continue to the publishing options, click OK.

Review OK

Essay Draft

"The Giver" Community is Not a Utopia

PUBLISHING

Students have a final opportunity to review their work before saving it.

The Publishing Menu has three choices:

Review:
Review the revising sections again.

Spell check:
This is a final opportunity to review spelling.

Save:
This saves the student’s work to the student’s online portfolio.

After students save their paragraphs the Publishing Menu changes allowing them to print out their completed work.

The screenshot shows the Merit Online Learning interface in Microsoft Internet Explorer. The address bar displays the URL: <http://www.meritonlinelearning.com> - The Giver - Evidence and Inference. The page header includes the Merit logo and a welcome message: "Welcome Pat Joyce". A navigation bar contains a "< Back to Learning Center" button and a "Topic" dropdown menu. The main content area is titled "The Giver - Evidence and Inference: Publishing". A "Tip" box provides a progress overview: "My Progress: Introduction | Topic | Pre-Writing | Thesis | More Pre-Writing | Writing--Body | Organizing | More Writing--Body | Writing--Conclusion Paragraph | Revising--Overview: Style, Sentence Structure, Language, Proofreading | Publishing". The "Publishing Menu" is highlighted with a box and contains three buttons: "Review", "Spell check", and "Save". A yellow instruction box states: "If you are ready to save your finished essay to the computer, click Save. After saving you will be able to print and copy your work to a word processor." Below this is an "Essay Draft" section with the following text: "The Giver" Community is Not a Utopia. "The Giver," a fantasy novel by Lois Lowry, portrays a community with no pain, war, fear or hatred. However, this is not enough to make the community a utopia or perfect place. "The Giver" community is not a utopia because people may not make important personal choices, problem people are killed when they do not meet community standards, and the community is missing many things we enjoy.

PUBLISHING

After students save their work they are congratulated and presented with new choices in the Publishing Menu.

After the students' essays are saved, students are presented with these options:

Print:

The student's work appears in a browser window for printing. Name and date appear at the beginning of the printout. The display and printout include the topic's pre-writing questions.

Word Processor:

Copies the student's work to the Clipboard so that it can be pasted into a word processor document.

New Topic:

This button allows students to start a new topic without going back to the Learning Center.

The screenshot shows a web browser window with the address bar displaying "http://www.meritonlinelearning.com - The Giver - Evidence and Inference - Microsoft Internet Explorer". The page header includes the Merit logo and "Welcome Pat Joyce". A navigation bar contains a "<Back to Learning Center" button and a "Topic" dropdown menu. The main content area is titled "The Giver - Evidence and Inference: Publishing" and features a "Tip" box with a progress list: "My Progress: Introduction | Topic | Pre-Writing | Thesis | More Pre-Writing | Writing--Body | Organizing | More Writing--Body | Writing--Conclusion Paragraph | Revising--Overview: Style, Sentence Structure, Language, Proofreading | Publishing". Below this is a "Publishing Menu" with three buttons: "Print", "Word Processor", and "New Topic". A yellow box contains the message: "Congratulations! You have finished your essay and you may now choose from these options." Below this is an "Essay" section with a title "The Giver" Community is Not a Utopia" and a paragraph of text: "The Giver," a fantasy novel by Lois Lowry, portrays a community with no pain, war, fear or hatred. However, this is not enough to make the community a utopia or perfect place. "The Giver" community is not a utopia because people may not make important personal choices, problem people are killed when they do not meet community standards, and the community is missing many things we enjoy. The text is partially cut off at the bottom.