



## Merit Online Learning Vocabulary Stretch

Upper Elementary through College Prep  
High Beginning ESL through Advanced

Complete program: 2 levels  
Level 1 (Word Lists A, B, C, D, E, F, G, H)  
See page 13 for Level 1 word lists.

Level 2 (Word Lists A, B, C, D, E, F, G, H)  
See page 14 for Level 2 word lists.

Internet Explorer 6.0+ (Windows)  
Safari 3.0+ (Windows and Mac)  
Firefox 2.0+ (Windows, Linux, and Mac)

### What Does Vocabulary Stretch Do?

Vocabulary Stretch helps students to learn new words and recognize them in different contexts. The program provides practice and multiple exposures to words enabling students to learn a range of words, including abstract vocabulary words commonly used in academic texts.

Use of the program will improve learners' reading comprehension and help prepare students for words seen on standardized tests.

Built-in, real-time scoring gives teachers a current measure of pupil progress through an easy-to-use tracking system.

### Sample Learn Unit Online Portfolio

The screenshot displays the Merit Online Learning interface for a student named Brad Brown. The top navigation bar includes links for Home, My Profile, Courses, Students, Reports, School Preferences, Documentation, and Access Periods. The main content area shows the student's progress in Unit 1 - Learn, including a list of skills and their corresponding scores.

**Unit Overview**

Unit Overview	
Date Started	10/17/2011
Date last played	10/17/2011
Total time	00:11:42
<b>Tryout score</b>	<b>70%</b>
Tryout % complete	Done
Tryout skills passed	6
<b>Warm-up performance</b>	<b>100%</b>
Warm-up % complete	100%
Warm-up time	00:02:15
<b>Workout performance</b>	<b>92%</b>
Workout % complete	100%
Workout rounds	5
Workout time	00:05:11

**Key**

Correct answer this round	★
Correct answer previous round	★
Passed skill	★★★

**View Student's Work**

Tryout Warm-up Workout

Print

Workout performance to date: 92%

Skill	Workout score details
announce	★★★
audience	★★★
border	★★★
conceal	★★★
daily	★★★
entire	★★★
expensive	★★★
neighbor	★★★
ruin	★★★
salary	★★★
uniform	★★★
weary	★★★

## Scope of the Program: Skills

Vocabulary Stretch has 192 words divided into 2 levels. Each Vocabulary Stretch level has 8 words lists of 12 words. A list of the words and their definitions, arranged by word list, appears at the end of this document.

## Implementation

### Suggested allocation of time for using the program

For best results we recommend that students use the program 20 to 30 minutes a session, two to three times a week, in conjunction with other methods of instruction. Program usage should be paced to allow students sufficient time between sessions to absorb the material.

### Suggested overview of student sessions

Students advance through the program at their own pace.

Each Vocabulary Stretch word list is divided into three units with various sections for students to work through:

#### Unit 1 - Learn

Tryout – A diagnostic pre-test

Warm-up – Learning and practice for individual words

Workout – Learning and practice in a mixed skills format

#### Unit 2 - Exercise

Warm-up – Learning and practice

#### Unit 3 – Apply

Workout – Learning and practice in a mixed skills format

Finals – A diagnostic post-test

The Warm-up and Workout sections of the program are designed to promote learning and mastery by providing feedback immediately after students select an answer. If students select a wrong answer, the feedback shows the correct answer and gives an explanation that allows the student to succeed on the questions that follow. The feedback also supports students who get the answer right. They may not know the correct answer, but might know that the other choices are not right. So the explanation teaches them the fundamental rule.

The Warm-up and Workout sections are designed so that students may do as many rounds as necessary to master the material.

### Tracking students' work

Students and teachers are able to track improvement through students' Online Portfolios and Reports. Using these tools to view the Warm-up and Workout rounds informs students and teachers of what skills students are mastering and what skills students are having difficulty mastering.

## Program Structure or “Anatomy of the Program”

Word list glossaries in pdf format are located in the documentation section of the teacher interface. You may print them out for your students or email your students a link.

The Vocabulary Stretch program appears in the student's Learning Center.

## Student's Learning Center

**Merit Central**

- Merit Methodology
- Merit News
- Contact Us
- Legal
- Privacy Policy

**My Learning Center**

**Courses**

**Reading Foundations**

- Reading Skill Builder, Level 2
- Reading Skill Builder, Level 3

**Vocabulary**

Vocabulary Stretch, Level 1, Word List A

Course	Program Unit	Last played	Section	% complete	Comments
Vocabulary Stretch	<b>Unit 1 - Learn</b>				
	Unit 2 - Exercise				
	Unit 3 - Apply				

Vocabulary Stretch, Level 1, Word List B

Vocabulary Stretch, Level 1, Word List C

Vocabulary Stretch, Level 1, Word List D

Vocabulary Stretch, Level 1, Word List E

Vocabulary Stretch, Level 1, Word List F

Vocabulary Stretch, Level 1, Word List G

Vocabulary Stretch, Level 1, Word List H

**Writing**

- Open-Punch

**Welcome to Merit Online Learning**

The programs you have been assigned are in the center of the page.

Click the + next to each program name to see the units of the program.

Click the program unit to start the lesson.

Click the course name for details about the course.

You can view your progress by clicking Online Portfolio in the top menu bar.

Student User Guide  
(Adobe Acrobat Reader required)

The student clicks the + next to the Vocabulary Stretch word list to see the units.  
The student clicks the unit name to start a lesson.

Next, the student selects a section. The section menu indicates whether the student has done the Tryout and Finals and the % complete for the Warm-up and Workout. Here is the Learn section menu. Exercise only has the Warm-up section. Apply only has the Workout and Finals sections.

### Section Menu: Learn Unit

**Vocabulary Stretch, Level 1, Word List A - Unit 1 - Learn**

Choose a Section and click OK.

<b>Tryout</b> See what you know.	<input type="radio"/>	Done
<b>Warm-up</b> Practice a single skill.	<input checked="" type="radio"/>	% complete 58%
<b>Workout</b> Use all your skills.	<input type="radio"/>	0%

OK

Students can adjust the text size and choose a different background color at the start of each section. At the start of the Warm-up and Workout they can also choose a graphic reward theme.

## Display Options: Text Size, Rewards, Background Color

**MERIT software** Welcome Bill Wood [-] Text [+] Log out

[<Back to Learning Center](#)

---

**Text Size**  
To adjust the text size at any time use the buttons in the upper right corner above Log out.

**Reward Options**

Do you want reward graphics?  
☒ Yes  
☐ No

Do you want reward sounds?  
☐ Yes  
☒ No

Pick a reward theme.

Artsy ☒

Meritkins ☐

Goomakers ☐

Congrats ☐

**Background Color Options**

Pick a background color.

Light Blue (default) ☒

Golden ☐

Olive Green ☐

Rosy Brown ☐

Students are presented with a round of questions. In the Learn unit the student is presented with a text and asked to choose the word or phrase that is closest in meaning to the vocabulary word.

## Sample Learn Unit Question

**MERIT software** Welcome Bill Wood [-] Text [+] Log out

[<Back to Learning Center](#) [Info](#)

---

Vocabulary Stretch, Level 1 - A - Learn: Tryout

5 of 24

Choose the word or phrase that is closest in meaning to the vocabulary word.

My NEIGHBOR gives me peaches from the tree in his garden.

☐ person who gives help  
☒ person living nearby  
☐ seller of fruits and vegetables

[OK](#)

Feedback and help messages are shown in the Warm-up and Workout sections.

## Sample Apply Unit Question with Feedback

MERIT software Welcome Bill Wood  
 <Back to Learning Center Info Log out  
 Vocabulary Stretch, Level 1 - A - Apply: Workout  
 2 of 6  
 Fill in the blank with the correct word.  
 All the houses on the street are a \_\_\_\_\_ color.  
 Choose the word that means "all the same."  
☐ special  
☒ uniform  
☐ different  
 ★ Yes, that's right. The correct answer is: uniform  
 In this sentence, UNIFORM means "all the same."  
 The completed sentence is:  
 All the houses on the street are a UNIFORM color.  
 Continue

Following each round, the student sees a summary screen showing his/her progress and achievement in that round.

## Sample Summary Screen

MERIT software Welcome Bill Wood  
 <Back to Learning Center Info Print Log out  
 Vocabulary Stretch, Level 1 - A - Learn: Tryout  
 Tryout score: 75%

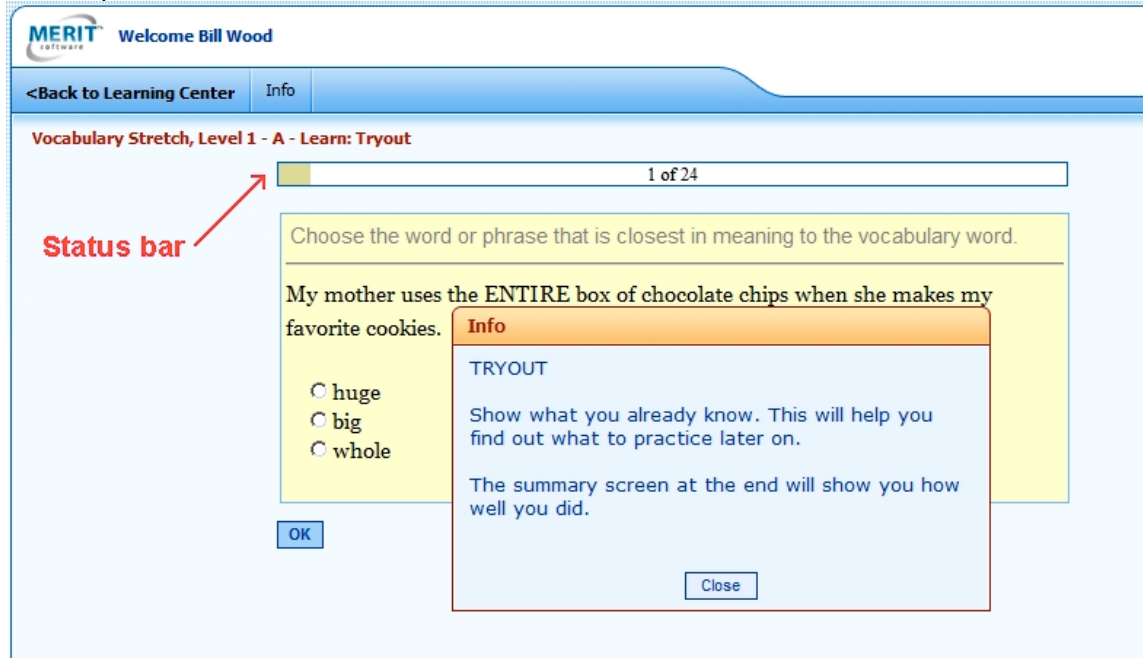
Skill	Score details
announce	★★★✓
audience	★
border	★★★✓
conceal	
daily	★★★✓
entire	★★★✓
expensive	
neighbor	★★★✓
ruin	★★★✓
salary	★★★✓
uniform	★
weary	★★★✓

Section Menu

## Learn Unit Details

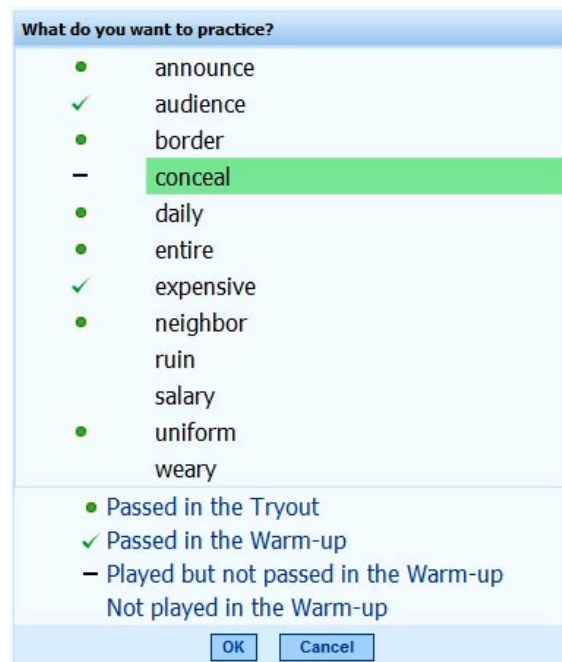
In the Learn unit the student is presented with a text and asked to choose the word or phrase that is closest in meaning to the vocabulary word.

**Unit 1 - Learn: TRYOUT:** The student will be given 24 questions, two questions for each word in the word list. To pass a word in the Tryout, the student must make correct choices for both questions. The status bar at the top of the screen shows how far along the student is in the Tryout. When the student has finished all the questions, a summary screen will show how the student did. The student gets a star for each correct answer and a check for skills the student has passed. The skills that the student passes in this section will also be shown as passed in the Warm-up.

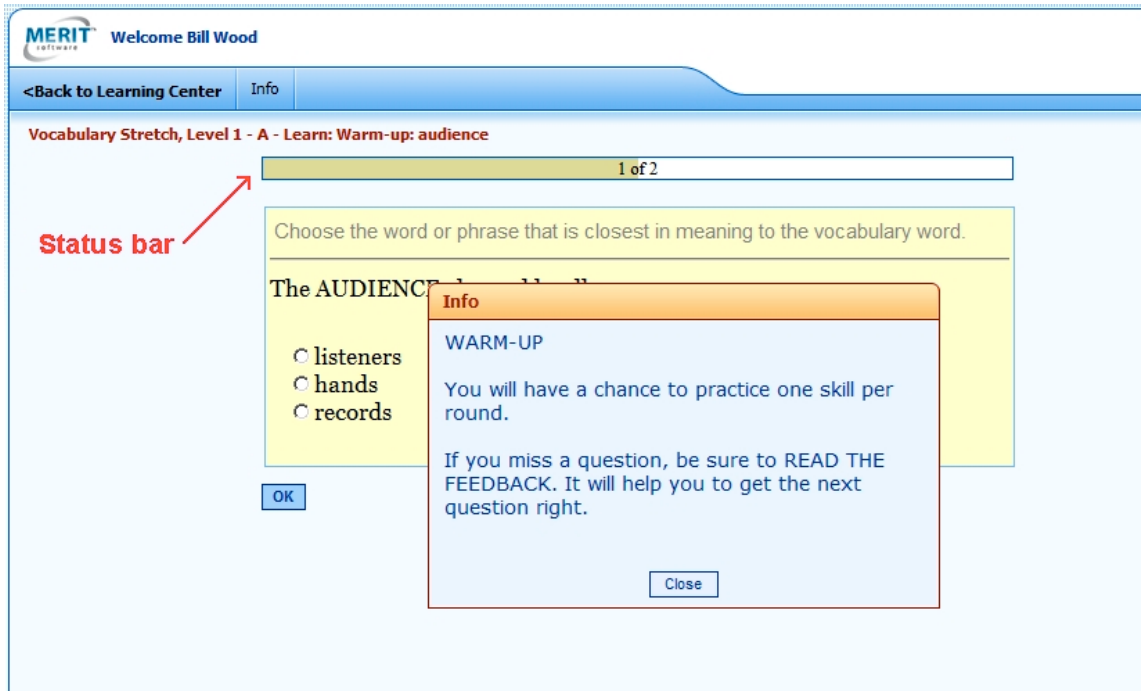


**Unit 1 - Learn: WARM-UP:** The student selects one word to practice per round. To pass a word in the Warm-up, the student must make two correct choices out of two questions in a round.

Skills that the student passed in the Tryout are shown with bullets on the Warm-up menu. Checks on the Warm-up menu show skills that the student has passed in the Warm-up.



The status bar at the top of the Warm-up screen shows the question count for the round.



When the student has finished the two questions for a word, a summary screen will show how the student did. The student gets a star for each correct answer. Red stars show correct answers for the current round. Gray stars show correct answers for preceding rounds. The summary screen shows checks for the skills the student has passed in the Tryout and in the Warm-up. The bar at the top of the summary screen indicates how far along the student is in the Warm-up.

**Unit 1 - Learn: WORKOUT:** The student will be challenged to select the definitions for all the words in the word list presented in random order. To complete the Workout, the student needs to answer correctly 24 questions, two for each word. The student plays at least four rounds, each containing six randomly selected questions for several different words. The status bar at the top of the screen shows which question of the six presented in the round the student is working on.

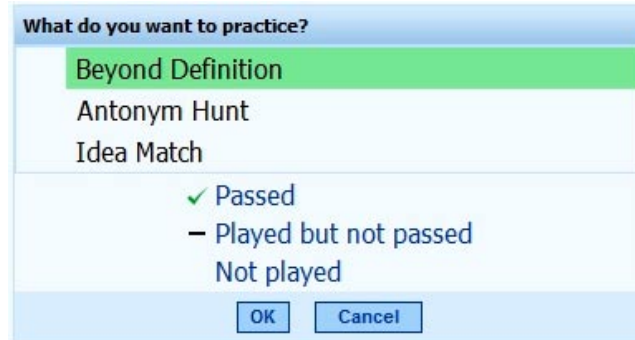
At the end of each Workout round a summary screen will show how the student did. The student gets a star for each correct answer. Red stars show correct answers for the current round. Gray stars show correct answers for preceding rounds. When the student has collected six stars in a skill area, the student gets a check indicating the skill has been passed. When the student has gotten checks in all skill areas, the Workout has been completed.

Skill	Workout Score details
announce	★ ★ ★ ✓
audience	★ ★ ★ ✓
border	★ ★ ★ ✓
conceal	★ ★ ★ ✓
daily	★ ★ ★ ✓
entire	★ ★ ★ ✓
expensive	★ ★ ★ ✓
neighbor	★ ★ ★ ✓
ruin	★ ★ ★ ✓
salary	★
uniform	★ ★ ★ ✓
weary	★

## Exercise Unit Details

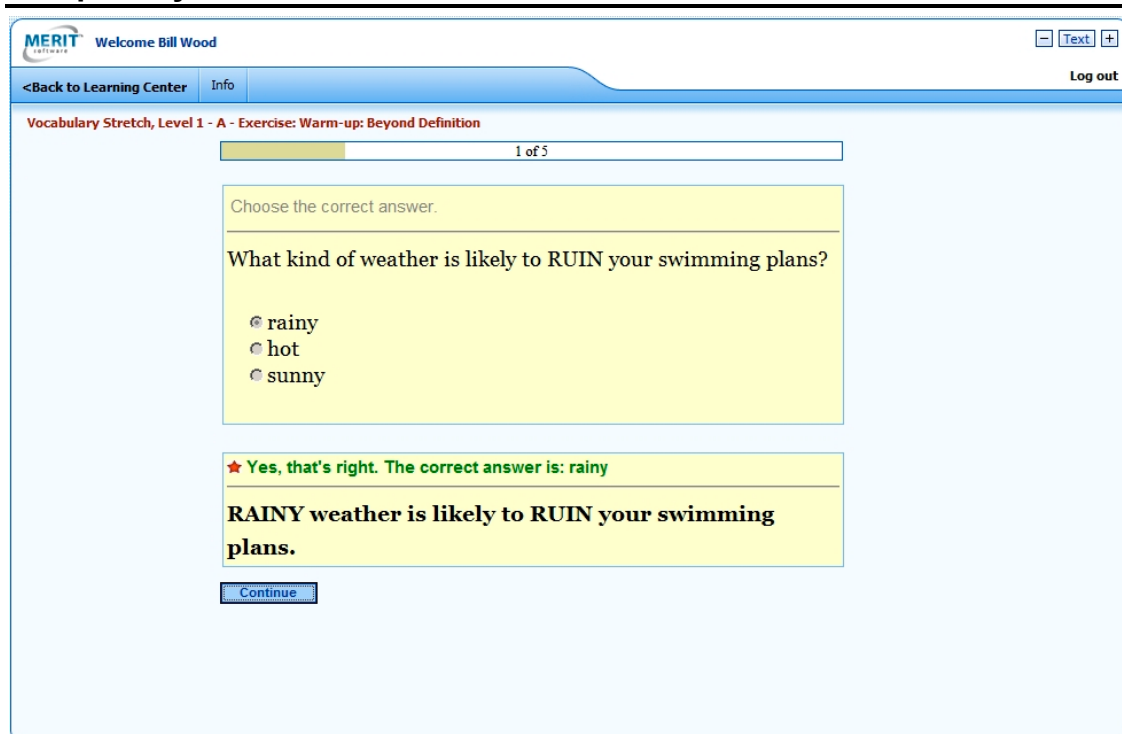
The student is presented with a series of multiple choice thought questions. The student selects the type of question for the round: Beyond Definition, Antonym Hunt, or Idea Match. Each type of question gives the student a different way to see the vocabulary words in context.

**Unit 2 - Exercise: WARM-UP:** The student selects the type of question for the round from a menu. To pass a question type, the student must make four correct choices out of five questions in a round. The student may do as many rounds as necessary to master the material.



A dialog box titled "What do you want to practice?" with a light blue background. It contains three radio button options: "Beyond Definition" (selected, highlighted in green), "Antonym Hunt", and "Idea Match". Below these is a legend: a green checkmark for "Passed", a minus sign for "Played but not passed", and a blue circle for "Not played". At the bottom are "OK" and "Cancel" buttons.


## Sample Beyond Definition Question



A screenshot of a web application interface. At the top, it says "MERIT Welcome Bill Wood" with a "Text" button and a "Log out" link. Below is a navigation bar with "<Back to Learning Center" and "Info". The main title is "Vocabulary Stretch, Level 1 - A - Exercise: Warm-up: Beyond Definition". A progress bar shows "1 of 5". The question area has a yellow background and says "Choose the correct answer." followed by "What kind of weather is likely to RUIN your swimming plans?". There are three radio button options: "rainy" (selected), "hot", and "sunny". Below the options, a green star icon and text say "Yes, that's right. The correct answer is: rainy". The question is repeated in bold: "RAINY weather is likely to RUIN your swimming plans.". At the bottom is a "Continue" button.



## Sample Antonym Hunt Question

 Welcome Bill Wood

[<Back to Learning Center](#) [Info](#) [Log out](#)

Vocabulary Stretch, Level 1 - A - Exercise: Warm-up: Antonym Hunt

4 of 5

Choose the correct answer.

Find the word that means the OPPOSITE of UNIFORM.


☐ alike  
☒ different  
☐ all the same

★ Yes, that's right. The correct answer is: different

DIFFERENT is the opposite of UNIFORM. ALIKE and ALL THE SAME are the same as UNIFORM.

[Continue](#)

## Sample Idea Match Question

 Welcome Bill Wood

[<Back to Learning Center](#) [Info](#) [Log out](#)

Vocabulary Stretch, Level 1 - A - Exercise: Warm-up: Idea Match

2 of 5

Choose the correct answer.

Choose the word or term that best relates to ANNOUNCE.

☐ breakfast  
☐ movies  
☒ microphone  
☐ gold jewelry  
☐ bed  
☐ secret  
☐ paycheck  
☐ street

★ Yes, that's right. The correct answer is: microphone

To ANNOUNCE is to state publicly. A microphone is often used in making a public announcement.

[Continue](#)

## Apply Unit Details

The student is challenged to select the correct vocabulary word to fill in the blank in context sentences. The Apply Unit contains two sections: Workout and Finals.

Choose a Section and click OK.

<b>Workout</b> Use all your skills.	<input type="radio"/>	% complete <div style="width: 100%; background-color: green; border: 1px solid black;"></div> 100%
<b>Finals</b> Finally, test your skills.	<input checked="" type="radio"/>	<div style="width: 0%; background-color: yellow; border: 1px solid black;"></div>

**Unit 3 - Apply: WORKOUT:** To complete the Workout, the student needs to answer correctly 24 questions, two for each word. The student plays at least four rounds, each containing six randomly selected questions for several different words.

The status bar at the top of the screen shows which question of the six presented in the round the student is working on.

## Sample Apply Unit Question with Feedback

MERIT software Welcome Bill Wood

<Back to Learning Center Info Log out

Vocabulary Stretch, Level 1 - A - Apply: Workout

1 of 6

Fill in the blank with the correct word.

Lucy and Jim \_\_\_\_\_ their marriage in the local newspaper.

Choose the word that means "stated publicly."

- ☒ announced
- ☐ invited
- ☐ wrote

★ Yes, that's right. The correct answer is: announced

In this sentence, ANNOUNCED means "stated publicly."

The completed sentence is:

Lucy and Jim ANNOUNCED their marriage in the local newspaper.

**Unit 3 - Apply: FINALS:** The student will be given 24 context sentence questions, two questions for each word in the word list. To pass a word in the Finals, the student must make correct choices for both questions. The status bar at the top of the screen shows how far along the student is in the Finals.

When the student has finished all the questions, a summary screen will show how the student did. The student gets a star for each correct answer and a check for skills the student has passed.

MERIT SOFTWARE Welcome Bill Wood

<Back to Learning Center Info Print Log out

Vocabulary Stretch, Level 1 - A - Apply: Finals

Finals score: 96%

Skill	Score details
announce	★★★
audience	★★★
border	★★★
conceal	★★★
daily	★ X
entire	★★★
expensive	★★★
neighbor	★★★
ruin	★★★
salary	★★★
uniform	★★★
weary	★★★

Section Menu

X Show Questions Missed Report

The student may view the Questions Missed Report to see any questions the student missed on the Finals.

The report includes the student's response and the correct answer.

The Questions Missed Report is also available in the Online Portfolio.

Work of: Wood, Bill  
 Program: Vocabulary Stretch, Level 1, Word List A - Unit 3 - Apply  
 Section: Finals  
 Date: 10/18/2011

#### Questions Missed Report

##### daily

My mother does her \_\_\_\_\_ exercise before breakfast.\\ Choose the word that means "every day."

The correct answer is: daily

You selected: uniform

The correct sentence is: My mother does her DAILY exercise before breakfast.

## Monitoring Student Work in the Online Portfolio

The Online Portfolio shows the student's summary screen for the most recently played section in the unit. To see the student's progress click the other sections' radio buttons to view their summary screens. The Fitness Performance Detail also includes overview information about the unit such as the % complete, time, and performance score for each section.

**Unit Overview**

Date Started	10/18/2011
Date last played	10/18/2011
Total time	00:09:10
<b>Workout performance</b>	<b>92%</b>
Workout % complete	100%
Workout rounds	5
Workout time	00:04:36
<b>Finals score</b>	<b>95%</b>
Finals % complete	Done
Finals skills passed	11

**Key**

Correct answer	★
Incorrect answer	x
Passed skill	★★★

**View Student's Work**

Workout ☒ Finals

Print

Finals score: 95%

Skill	Score details
announce	★★★
audience	★★★
border	★★★
conceal	★★★
daily	★ x
entire	★★★
expensive	★★★
neighbor	★★★
ruin	★★★
salary	★★★
uniform	★★★
weary	★★★

☒ Show Questions Missed Report

## Monitoring Student Work With Reports

Reports show student progress and performance through the sections of the program.

Reports are useful for viewing and exporting information about a whole class or information about one student over several classes.

Vocabulary Stretch student work can be tracked with the following reports:

Performance Summary Report  
Work-to-Date Report  
Performance Detail Report

**Performance Summary Report**

Course: Vocabulary Stretch  
Program: Vocabulary Stretch, Level 1, Word List A  
Teacher: Brown, Brad

Select the rows you wish to view, print or export.

<input type="checkbox"/>	Student	Program Unit	Section	Performance	% Complete	Date Started	Date Last Played	Time
<input type="checkbox"/>	Wood, Bill	All Units				10/17/2011	10/18/2011	00:39:38
<input type="checkbox"/>		Unit 1 - Learn	All Sections			10/17/2011	10/17/2011	00:11:42
<input type="checkbox"/>			Tryout	70%	Done	10/17/2011	10/17/2011	00:04:16
<input type="checkbox"/>			Warm-up	100%	100%	10/17/2011	10/17/2011	00:02:15
<input type="checkbox"/>			Workout	92%	100%	10/17/2011	10/17/2011	00:05:11
<input type="checkbox"/>	Berman, Kate	All Units				7/22/2011	10/3/2011	00:17:03
<input type="checkbox"/>		Unit 1 - Learn	All Sections			8/15/2011	10/3/2011	00:03:26
<input type="checkbox"/>			Tryout	8%	Incomplete	9/16/2011	9/16/2011	00:00:19
<input type="checkbox"/>			Warm-up	100%	33%	8/15/2011	10/3/2011	00:00:50
<input type="checkbox"/>			Workout	100%	92%	9/19/2011	9/19/2011	00:02:17
<input type="checkbox"/>		Unit 2 - Exercise	All Sections			9/19/2011	10/3/2011	00:10:07
<input type="checkbox"/>			Warm-up	90%	67%	9/19/2011	10/3/2011	00:10:07
<input type="checkbox"/>		Unit 3 - Apply	All Sections			7/22/2011	10/3/2011	00:03:30
<input type="checkbox"/>			Warm-up	100%	0%	7/22/2011	8/15/2011	00:01:47
<input type="checkbox"/>			Workout	100%	79%	9/1/2011	10/3/2011	00:01:40
<input type="checkbox"/>			Finals	4%	Incomplete	9/22/2011	9/22/2011	00:00:03

## CONTENT OF VOCABULARY STRETCH

### Level 1 (Word Lists A, B, C, D, E, F, G, H)

Skill level 4-6

#### Level 1, Word List A

announce - state publicly  
audience - group of listeners  
border - line between two countries, dividing line  
conceal - hide  
daily - every day  
entire - whole  
expensive - costly  
neighbor - person living nearby, nearby countries  
ruin - spoil, harm  
salary - payment for work  
uniform - all the same  
weary - tired

#### Level 1, Word List B

escape - get away, leak out  
instruct - tell, teach  
prey - animal hunted as food  
protect - keep safe, shield  
remain - stay behind, stay  
remain - be left  
sandwich - to fit in, squeeze tightly  
shelter - a place that provides cover  
sole - only  
transport - carry from one place to another  
wander - roam, drift; move aimlessly  
weapon - something to fight with

#### Level 1, Word List C

abundant - plentiful, more than enough  
autograph - a person's signature, to write one's signature(v.)  
barren - unproductive, bare  
bonfire - a large outdoor fire  
common - widespread, often seen or heard  
common - shared by all  
depart - leave  
ferocious - savage, fierce  
harvest - to gather in (crops)  
irrigate - bring water to, supply with water  
nibble - eat in small bites  
vast - very large, large amount of

#### Level 1, Word List D

ancient - very old; related to times long past  
brilliant - extremely smart, exceptional or impressive  
brilliant - sparkling, very shiny or bright  
campaign - work actively for  
candidate - one seeking or nominated for an office, prize, honor, or job.  
capital - chief city, main seat of state or national government  
capitol - state legislature building  
defective - faulty; not working properly  
hostile - unfriendly, warlike  
opponent - foe; person against one in games, battles, elections, etc.  
predict - foretell, forecast  
sincere - honest; genuine

#### Level 1, Word List E

accept - agree to  
accept - receive, take  
annual - yearly  
anxious - worried  
budget - a plan for meeting expenses  
industrious - hard-working, busy  
issue - problem being talked about or debated  
outline - state briefly  
minor - unimportant, small  
multitude - a great number; a crowd  
temporary - lasting a short time; not permanent  
valiant - brave

#### Level 1, Word List F

accomplice - someone who helps another, especially in wrongdoing  
artificial - manmade, not occurring naturally  
culprit - guilty one  
frail - weak  
glare - to look angrily at  
glare - strong, blinding light  
liberate - set free  
occupy - live in  
ransack - search thoroughly, usually to rob  
stump - to puzzle with a question  
thrifty - not wasteful  
witty - cleverly amusing

#### Level 1, Word List G

agile - able to move quickly and easily  
drench - soak, wet thoroughly  
curfew - prescribed time to be home or off the streets  
extend - to stretch out  
glide - to move smoothly and easily  
immense - huge, very large  
isolated - set apart, all alone  
legend - unproven story handed down from earlier times  
loathe - hate, despise  
outlandish - strange, unusual  
rare - barely cooked, still red inside  
rare - uncommon, scarce

#### Level 1, Word List H

avid - very eager, greedy  
cite - refer to, usually for proof or support  
contribute - give, donate  
flexible - easily bent; easily changed  
lure - to attract by offering something pleasant; something that attracts  
lynch - execute by mob rule  
precious - very valuable; much-loved  
repel - to disgust  
repel - to drive back  
seek - look for, try to find or get  
site - place, location; webpage  
utensil - a special tool or container, especially for kitchen use

